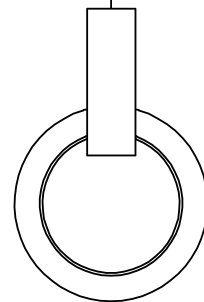
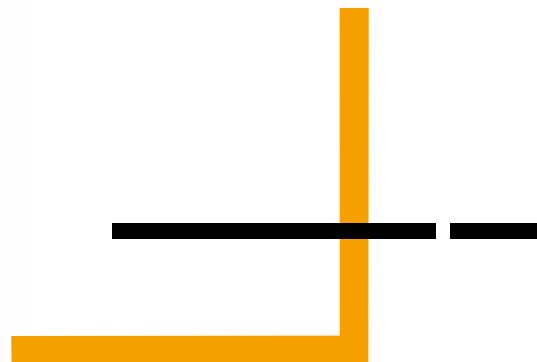

CATÁLOGO 2022/2023





**ALINHAR
BOM GOSTO À
QUALIDADE,
É PARTE
INTEGRANTE DO
NOSSO DNA.**





Há mais de 15 anos no mercado, a Hevvy Iluminação tem como missão trazer a excelência em seus produtos com design e bom gosto.

Criada a partir de uma única linha de abajur, a Hevvy Iluminação vem ano após ano, crescendo e buscando atender às necessidades do mercado em um país plural como o Brasil.


Nossas linhas de Spots, Luminárias Externas, Balizadores e Arandelas, além da nossa já conhecida Linha Decorativa, são parte de nossa visão, em que a variedade se faz necessária para atender a diferentes questões na decoração de ambientes brasileiros.

Manter um canal de diálogo aberto com nossos colaboradores, parceiros e clientes é o nosso segredo e nosso elo mais sagrado. Afinal, trabalhamos para que tenham a melhor experiência em decoração e iluminação.

Porque nossos clientes merecem sempre o melhor.

SUMÁRIO - LINHA DECORATIVA

 <p>BIRD 007</p>	 <p>ANDES 008</p>	 <p>VOLPI 009</p>	 <p>TÓQUIO 010</p>	 <p>HEXAGON 012</p>
 <p>MILANO 014</p>	 <p>BENSON 017</p>	 <p>ORBIS 018</p>	 <p>HAZEL 020</p>	 <p>BELIZE 021</p>
 <p>ADLER 022</p>	 <p>DOVER 023</p>	 <p>FUSION 024</p>	 <p>REMI 025</p>	 <p>ORTUS 026</p>
 <p>KEPNER 027</p>	 <p>GÊNESIS 028</p>	 <p>AGRA 030</p>	 <p>HANDEL 031</p>	 <p>CHOICE 032</p>
 <p>MILLENNIUM 034</p>	 <p>AUSTIN 035</p>	 <p>STAR 036</p>	 <p>LA VITTA 038</p>	 <p>MOND 039</p>
 <p>TRAPECIO 040</p>	 <p>VAN 042</p>	 <p>LA VILLE 043</p>	 <p>VIPER 044</p>	 <p>WINDER 046</p>
 <p>MAINE 048</p>	 <p>ADARA 049</p>	 <p>ALTOÉ 050</p>	 <p>ELLA 052</p>	 <p>WELD 053</p>

				
ALTMANN 054	OLSON 056	AISHA 058	MOON 060	LOUISE 062
				
KELLER 063	TIFFANY 064	AMADORA 065	CLAUDIA 066	CHICAGO 067
				
TOPÁZIO 068	MINE 069	KATANA 070	MARJORIE 072	MELINA 073
				
TALÍN 074	VERMONT 075	VERSAILLES 076	DIAMOND 078	AMSTERDÃ 080
				
BELL 082	SINTONIA 084	MARIA JULIA 088	DUBLIN 089	VOYAGER 090
				
MÔNACO 092	SPIRALE 093	SARAH 094	ARCOS DE CRISTAL 095	PRESTIGE 096
				
CRISTAL VIENNA 097	MARIA THEREZA 098	VALENTINA 110	VALÊNCIA 112	

LINHA PLAFON






BALIZADORES & SPOTS

























ARANDELAS EXTERNAS



LÂMPADAS

 <p>CLEAR GLASS 139</p>	 <p>GLASS FILAMENT 140</p>	 <p>SOQUETES 141</p>		
---	--	--	--	--

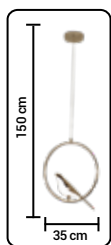
ÚLTIMA OPORTUNIDADE

 <p>ORBIS 143</p>	 <p>CALLAS 144</p>	 <p>TÓQUIO 145</p>	 <p>LA VILLE 146</p>	 <p>ARTEMIS 147</p>
 <p>HONG KONG 148</p>	 <p>HANOVER 149</p>	 <p>ANILLA 150</p>	 <p>FORTUNA 152</p>	 <p>ALLIANCE 153</p>
 <p>AMEERAH 154</p>	 <p>CASCATA 156</p>	 <p>HARPIA 160</p>	 <p>DÉLI 161</p>	 <p>ARANDELA NEW 162</p>
 <p>LOOP 163</p>	 <p>PENDENTE ESME 164</p>	 <p>BALIZADOR 166</p>	 <p>DENVER 167</p>	 <p>VIZZION 168</p>
 <p>PIOGGIA 169</p>	 <p>AMSTERDĂ 170</p>			

LINHA DECORATIVA




LINHA BIRD



SL-0588/H1 GD
Ref: 1254

FLUXO LUMINOSO	1000 lumens
TEMPERATURA DE COR	3000K
POTÊNCIA	6W
MATERIAL	Alumínio, Ferro e acrílico



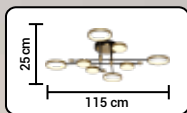
SL-0588/W1 GD
Ref: 1255

FLUXO LUMINOSO	1000 lumens
TEMPERATURA DE COR	3000K
POTÊNCIA	6W
MATERIAL	Alumínio, Ferro e acrílico



LINHA LED ANDES

◇ ACENDIMENTO EM 3 FASES: 1 - ANEIS INTERNOS, 2 - ANEIS EXTERNOS, 3 - ANEIS INTERNOS E EXTERNOS ◇

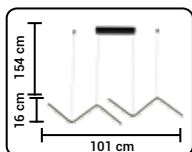


SL- 5989/C8
Ref: 1114



FLUXO LUMINOSO	10560 lumens
TEMPERATURA DE COR	3000K
POTÊNCIA	máximo 96W
MATERIAL	Metal e acrílico





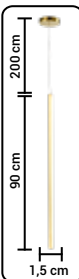

SL-0541/H2 GD
Ref:1256

SL-0541/H2 BK
Ref:1201

FLUXO LUMINOSO	2800 lumens
TEMPERATURA DE COR	3000K
POTÊNCIA	28W
MATERIAL	Alumínio e silicone

◊ Este produto pode ser dimerizado com a instalação do Kit Dimer Hevvy (driver+controle). ◊
*Kit vendido separadamente.

LINHA LED TÓQUIO




SL-0518/H1 90 GOLD
Ref: 1236

SL-0518/H1 90 ROSE
Ref: 1235

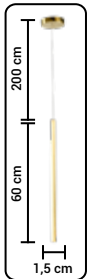
FLUXO LUMINOSO	900 lumens
TEMPERATURA DE COR	3000K
POTÊNCIA	9W
MATERIAL	Aço inox e silicone



LINHA LED TÓQUIO



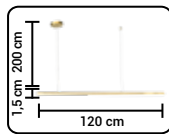
◊ Este produto pode ser dimerizado com a instalação do Kit Dimer Hevvy (driver+controle). ◊
*Kit vendido separadamente.



SL-0518/H1 60 GOLD
Ref: 1214

SL-0518/H1 60 ROSE
Ref: 1217

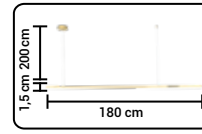
FLUXO LUMINOSO 600 lumens
TEMPERATURA DE COR 3000K
POTÊNCIA 6W
MATERIAL Aço inox e silicone



SL-0517/H1 120 GOLD
Ref:1212

SL-0517/H1 120 ROSE
Ref:1215

FLUXO LUMINOSO 1200 lumens
TEMPERATURA DE COR 3000K
POTÊNCIA 12W
MATERIAL Aço Inox e silicone



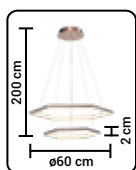
SL-0517/H1 180 GOLD
Ref:1213

SL-0517/H1 180 ROSE
Ref:1216

FLUXO LUMINOSO 1800 lumens
TEMPERATURA DE COR 3000K
POTÊNCIA 18W
MATERIAL Aço Inox e silicone



LINHA LED HEXAGON



SL-0519S/H2 ROSE
Ref:1 221

SL-0519S/H2 GOLD
Ref:1 220

FLUXO LUMINOSO	3000 lumens
TEMPERATURA DE COR	3000K
POTÊNCIA	30W
MATERIAL	Aço inox e silicone

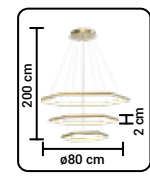
◊ Este produto pode ser dimerizado com a instalação do Kit Dimer Hevvy (driver+controle). ◊
*Kit vendido separadamente.





LINHA LED HEXAGON

◊ Este produto pode ser dimerizado com a instalação do Kit Dimer Heavy (driver+controle). ◊
*Kit vendido separadamente.



- SL-0519S/H3 ROSE
Ref: 1219
- SL-0519S/H3 GOLD
Ref: 1218

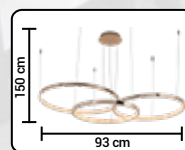
FLUXO LUMINOSO	5400 lumens
TEMPERATURA DE COR	3000K
POTÊNCIA	54W
MATERIAL	Aço inox e silicone

LINHA LED MILANO

◇ ARCOS COM TAMANHOS: Ø40CM, Ø50CM E Ø60CM ◇



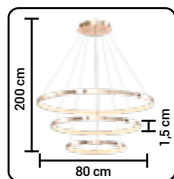
◇ Este produto pode ser dimerizado com a instalação do Kit Dimer Heavy (driver+controle). ◇
*Kit vendido separadamente.



SL-0515A/H3 GOLD
Ref: 1230

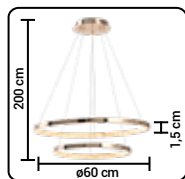
FLUXO LUMINOSO	4800 lumens
TEMPERATURA DE COR	3000K
POTÊNCIA	48W
MATERIAL	Alumínio e acrílico





SL-0515/H3 GOLD
Ref: 1222

FLUXO LUMINOSO	5800 lumens
TEMPERATURA DE COR	3000K
POTÊNCIA	58W
MATERIAL	Alumínio e acrílico



SL-0515/H2 GOLD
Ref: 1223

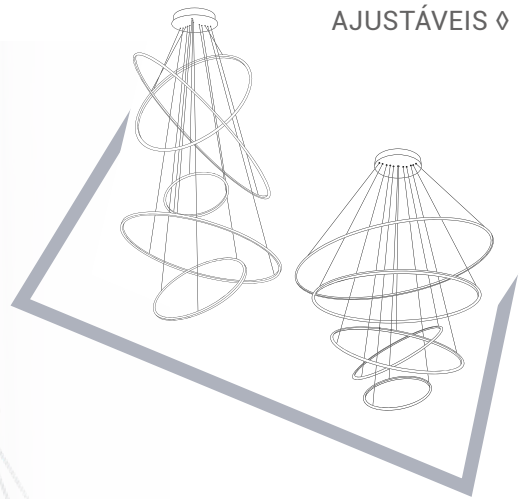
FLUXO LUMINOSO	3200 lumens
TEMPERATURA DE COR	3000K
POTÊNCIA	32W
MATERIAL	Alumínio e acrílico





◊ Este produto pode ser dimerizado com a instalação do Kit Dimer Hevvy (driver+controle). ◊
*Kit vendido separadamente.

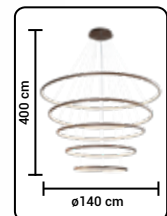


LINHA LED MILANO

◇ COM AROS AJUSTÁVEIS ◇

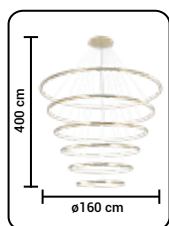
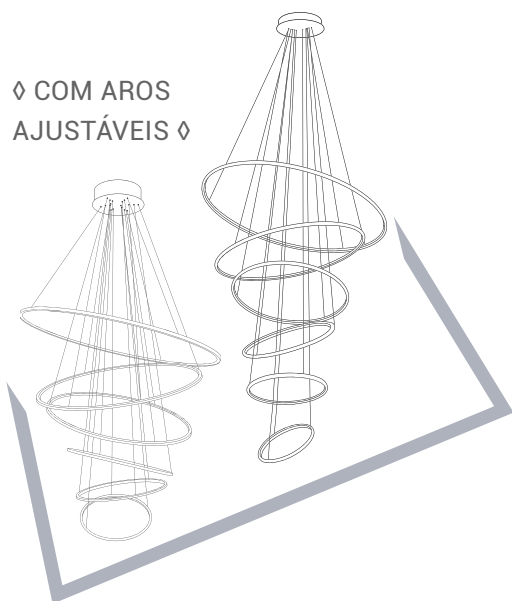


-  SL-0515/H5 GOLD
Ref:1227
-  SL-0515/H5 WHITE
Ref:1225
-  SL-0515/H5 BLACK
Ref:1224
-  SL-0515/H5 COFFEE
Ref:1226



FLUXO LUMINOSO	15700 lumens
TEMPERATURA DE COR	3000K
POTÊNCIA	157W
MATERIAL	Alumínio e acrílico

◇ COM AROS AJUSTÁVEIS ◇



SL-0516/H6 GOLD
Ref:1228

SL-0516/H6 ROSE
Ref:1229

SL-0516/H6 BLACK
Ref:1257

FLUXO LUMINOSO	20900 lumens
TEMPERATURA DE COR	3000K
POTÊNCIA	209W
MATERIAL	Aço inox e silicone

◇ Este produto pode ser dimerizado com a instalação do Kit Dimer Hevvy (driver+controle). ◇


*Kit vendido separadamente.

LINHA LED BENSON



LINHA ORBIS

◇ ACOMPANHA 2 OPÇÕES DE MONTAGEM DE CABO COM 20CM OU 90CM ◇



SL-0533/H1 GOLD+SMOKY
Ref: 1202

SL-0533/H1 COPPERY+CLEAR
Ref: 1203


SL-0533/H1 GOLD+AMBER
Ref: 1204

SOQUETE	E27
QUANTIDADE DE LÂMPADAS	1
MATERIAL	Metal e vidro



◇ ACOMPANHA 2 OPÇÕES DE MONTAGEM DE CABO COM 20CM OU 95CM ◇

LINHA ORBIS



SL-0534/H1 GOLD+SMOKY
Ref: 1205



SL-0534/H1 COPPERY+CLEAR
Ref: 1206

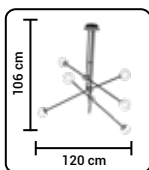
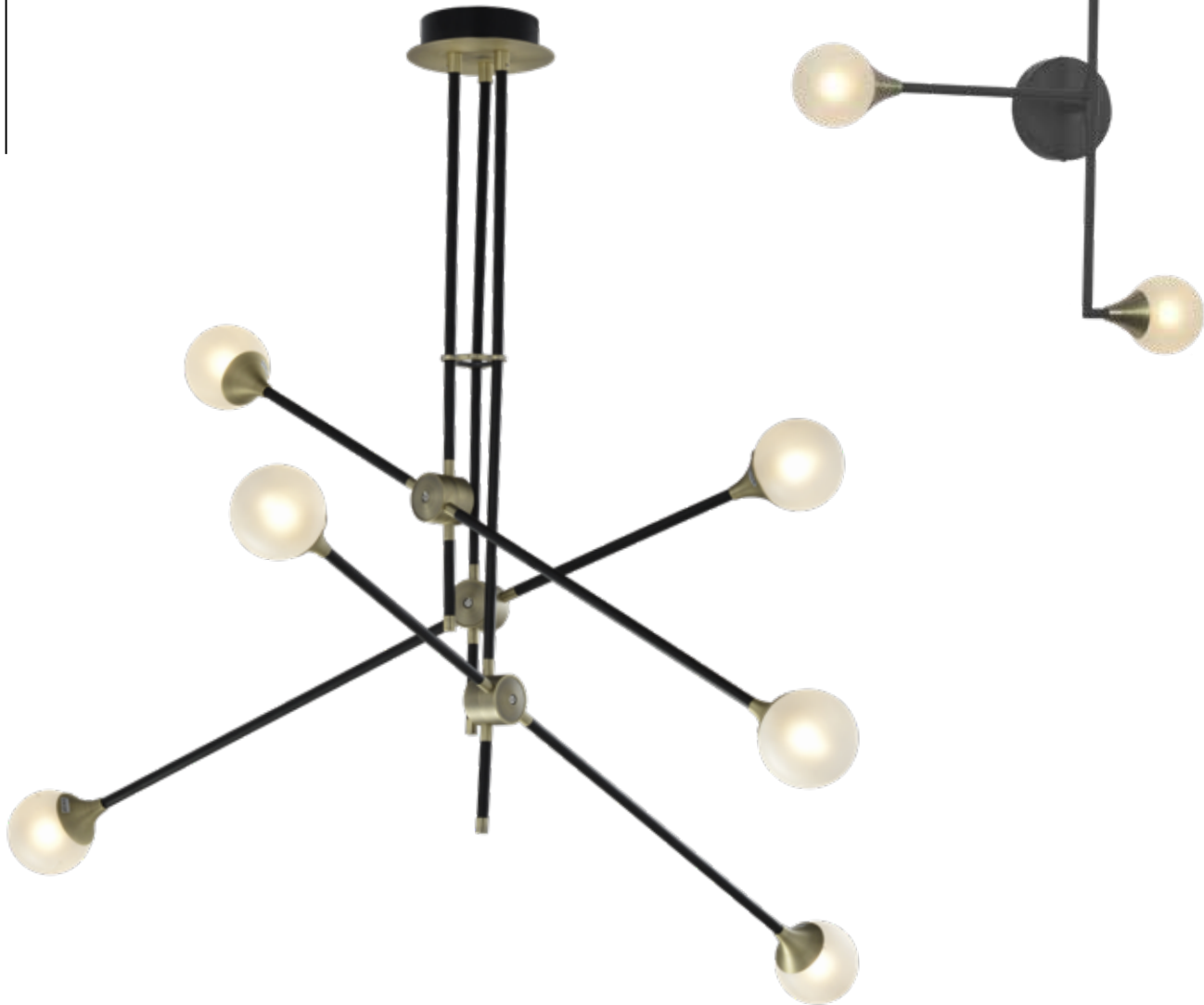


SL-0534/H1 GOLD+AMBER
Ref: 1207

SOQUETE	E27
QUANTIDADE DE LÂMPADAS	1
MATERIAL	Metal e vidro

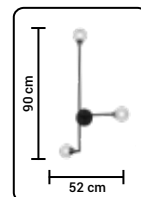


LINHA HAZEL



SL-5868/H6 BK+BZ
Ref: 1041

SOQUETE G9
QUANTIDADE DE LÂMPADAS 6
MATERIAL Metal e vidro

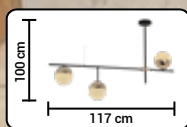


SL-5868/W3 BK+BZ
Ref: 1040

SOQUETE G9
QUANTIDADE DE LÂMPADAS 3
MATERIAL Metal e vidro

◇ ACOMPANHA DUAS OPÇÕES DE HASTES COM 60CM OU 40CM QUE PODEM SER INSTALADAS JUNTAS OU SEPARADAS ◇

LINHA BELIZE




SL- 5987/H3 BK+GD
Ref: 1115

SOQUETE	G9
QUANTIDADE DE LÂMPADAS	3
MATERIAL	Metal e vidro



LINHA ADLER

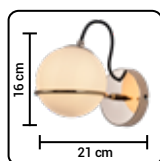


SL-0522/W1 BK
Ref:1183

SL-0522/W1 BRAS
Ref:1184



SOQUETE	GU10
QUANTIDADE DE LÂMPADAS	1
MATERIAL	Metal



SL-5992/W1 GOLD
Ref: 1185

SOQUETE	G9
QUANTIDADE DE LÂMPADAS	1
MATERIAL	Metal e vidro



LINHA LED FUSION

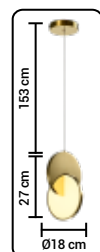


◊ Este produto pode ser dimerizado com a instalação do Kit Dimer Hevvy (driver+controle). ◊
 *Kit vendido separadamente.




SL-0542/H1 CHROME
 Ref:1199

SL-0542/H1 GOLD
 Ref:1200



FLUXO LUMINOSO	1100 lumens
TEMPERATURA DE COR	3000K
POTÊNCIA	11W
MATERIAL	Metal e alumínio

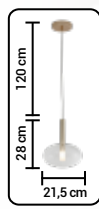
LINHA REMI



SL-0528/H1 CLEAR
Ref:1189



SL-0528/H1 AMBER
Ref:1188



SL-0529/H1 CLEAR
Ref:1191



SL-0529/H1 AMBER
Ref:1190

SOQUETE G9
QUANTIDADE DE LÂMPADAS 1
MATERIAL Metal, acrílico e vidro



LINHA ORTUS

◇ COM CABO REGULÁVEL ◇

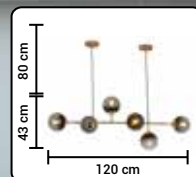


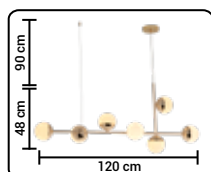
SL-5988/H6 AMBER
Ref: 1117



SL-5988/H6 SMOKY
Ref: 1116

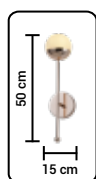
SOQUETE	E14
QUANTIDADE DE LÂMPADAS	6
MATERIAL	Metal e Vidro





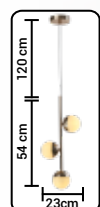
SL-0526/H7 GOLD
Ref:1196

SOQUETE G9
 QUANTIDADE DE LÂMPADAS 7
 MATERIAL Metal e vidro



SL-0526/W1 GOLD
Ref:1197

SOQUETE G9
 QUANTIDADE DE LÂMPADAS 1
 MATERIAL Metal e vidro

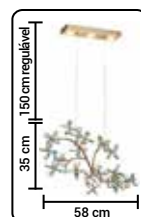


SL-5999/H3 GOLD
Ref:1198

SOQUETE G9
 QUANTIDADE DE LÂMPADAS 3
 MATERIAL Metal e vidro



LINHA GÊNESIS



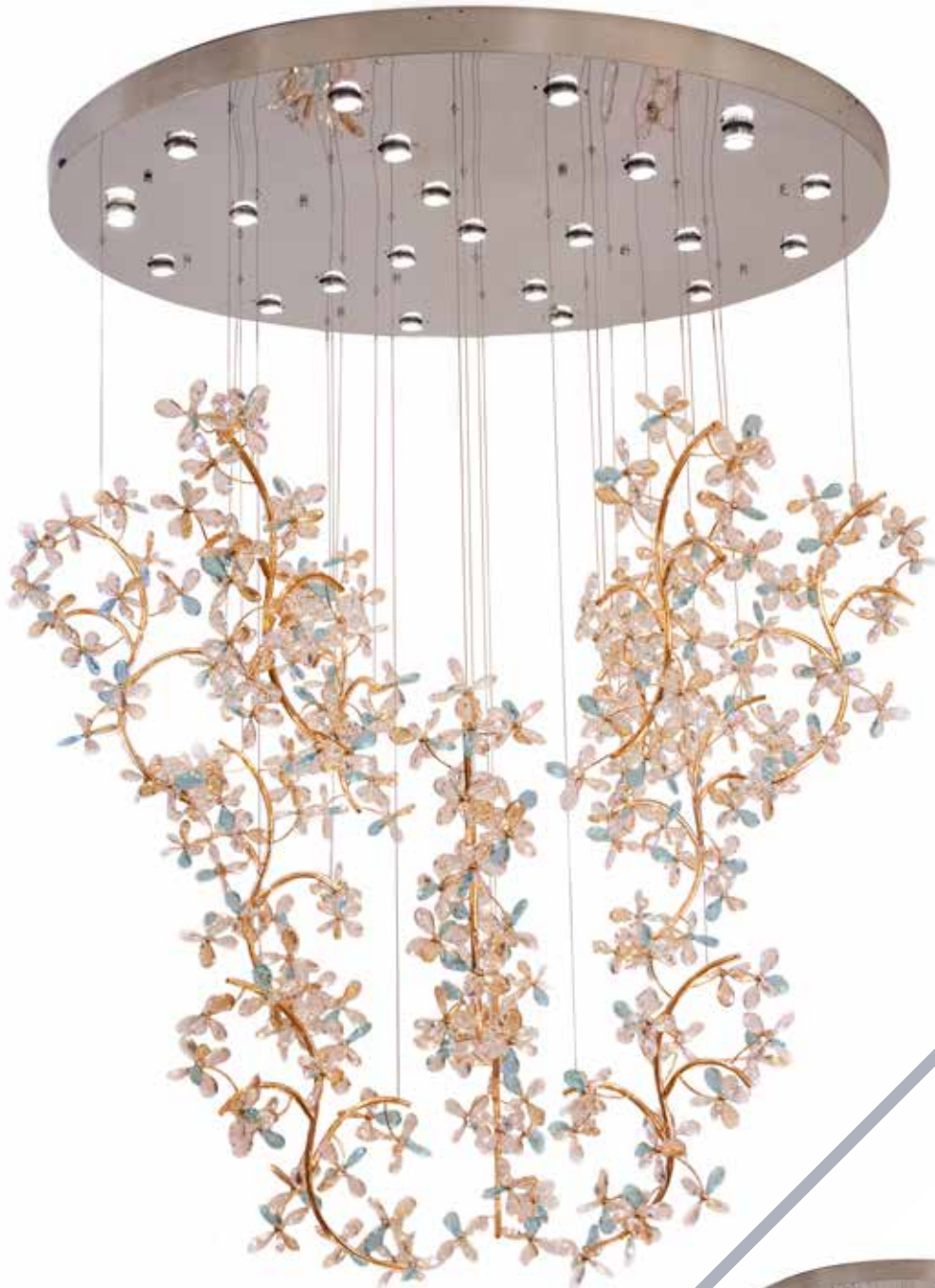
SL-5861/H1 GD 3000K
Ref: 1142



SL-5861/H1 CHR 3000K
Ref: 1231

FLUXO LUMINOSO	1050 lumens
TEMPERATURA DE COR	3000K
POTÊNCIA	3x5W
MATERIAL	Metal e cristal

LINHA GÊNESIS


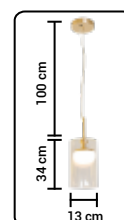


SL-5861/H22 CHR
Ref: 1234

SL-5861/H22
Ref: 1103

SOQUETE	GU10
QUANTIDADE DE LÂMPADAS	22
MATERIAL	Metal e cristal
MEDIDAS	150 x 400cm



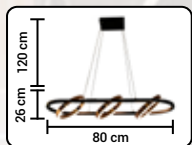


SOQUETE	G9
QUANTIDADE DE LÂMPADAS	1
MATERIAL	Metal e vidro

◇ MODERNO E SOFISTICADO ◇

SL-5964/H3 BLACK
Ref:1139

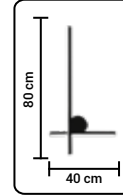
LINHA LED HANDEL



FLUXO LUMINOSO	3960 lumens
TEMPERATURA DE COR	3000K
POTÊNCIA	36W
MATERIAL	Metal e acrílico

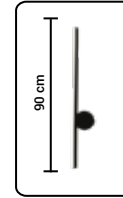


LINHA CHOICE



SL-0587L/W2 BK
Ref: 1259

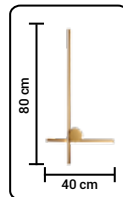

FLUXO LUMINOSO	1200 lumens
TEMPERATURA DE COR	3000K
POTÊNCIA	12W
MATERIAL	Alumínio, ferro e acrílico



SL-0587L/W1 BK
Ref: 1261


FLUXO LUMINOSO	900 lumens
TEMPERATURA DE COR	3000K
POTÊNCIA	9W
MATERIAL	Alumínio, ferro e acrílico





SL-0587L/W2 GD (pintado)
Ref: 1258

FLUXO LUMINOSO	1200 lumens
TEMPERATURA DE COR	3000K
POTÊNCIA	12W
MATERIAL	Alumínio, ferro e acrílico

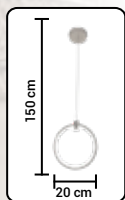


SL-0587L/W1 GD (pintado)
Ref: 1260

FLUXO LUMINOSO	900 lumens
TEMPERATURA DE COR	3000K
POTÊNCIA	9W
MATERIAL	Alumínio, ferro e acrílico



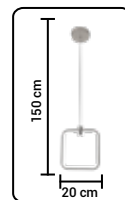
LINHA MILLENNIUM



SL-0573/H1 CHR
Ref: 1262

SL-0573/H1 GD
Ref: 1263

FLUXO LUMINOSO 1000 lumens
TEMPERATURA DE COR 3000K
POTÊNCIA 10W
MATERIAL Alumínio, ferro e acrílico

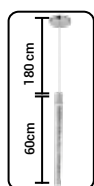


SL-0574/H1 CHR
Ref: 1264

SL-0574/H1 GD
Ref: 1265

FLUXO LUMINOSO 1000 lumens
TEMPERATURA DE COR 3000K
POTÊNCIA 10W
MATERIAL Alumínio, ferro e acrílico

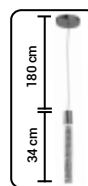
◇ CABOS REGULÁVEIS ◇



SL-5837XL/H1 4K GOLD
Ref:0995

SL-5837XL/H1 4K CHR
Ref:0996

FLUXO LUMINOSO	350 lumens
TEMPERATURA DE COR	4000K
POTÊNCIA	5W
MATERIAL	Metal e Vidro



SL-5837L/H1 4K GOLD
Ref:0969


SL-5837L/H1 4K CHR
Ref:0974

FLUXO LUMINOSO	350 lumens
TEMPERATURA DE COR	4000K
POTÊNCIA	5W
MATERIAL	Metal e Vidro

LINHA LED AUSTIN



LINHA STAR



- SL-0581/H1 GD+CL**
Base dourada e cristal
transparente
Ref: 1266
- SL-0581/H1 CHR+CL**
Base cromada e cristal
transparente
Ref: 1267
- SL-0581/H1 GD+CHP**
Base dourada e cristal
champanhe
Ref: 1268

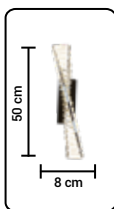
FLUXO LUMINOSO	1000 lumens
TEMPERATURA DE COR	3000K
POTÊNCIA	11W
MATERIAL	Ferro e cristal



SL-0591/W1 GD+CL
Base dourada e cristal
transparente
Ref: 1269

SL-0591/W1 CHR+CL
Base cromada e cristal
transparente
Ref: 1270

SL-0591/W1 GD+CHP
Base dourada e cristal
champanhe
Ref: 1271

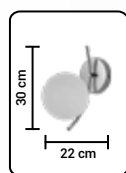


FLUXO LUMINOSO	1000 lumens
TEMPERATURA DE COR	3000K
POTÊNCIA	11W
MATERIAL	Ferro e cristal



LINHA LA VITTA


◇ USE APENAS LÂMPADA LED ◇



SL-5865S W1 GD+WH
Ref: 1024

SL-5865S W1 COP+WH
Ref: 1118

SOQUETE G9
QUANTIDADE DE LÂMPADAS 1
MATERIAL Metal e vidro

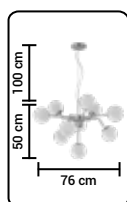


SL-5865S/H1 COP+WH
Ref: 1022

SL-5865S/H1 GD+WH
Ref: 1023

SOQUETE E27
QUANTIDADE DE LÂMPADAS 1
MATERIAL Metal e vidro





- SL-5872/H10 GD+WH
Ref: 1020
- SL-5872/H10 COP+WH
Ref: 1021

SOQUETE	G9
QUANTIDADE DE LÂMPADAS	10
MATERIAL	Metal e vidro





LINHA LED TRAPECIO

◇ DUAS FORMAS DE INSTALAÇÃO ◇



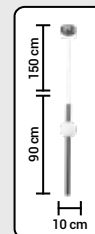
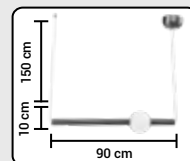
SL-5902L/H1 BRS
Ref:1062



◇ Produto dimerizável ◇

FLUXO LUMINOSO	3200 lumens
TEMPERATURA DE COR	3000K
POTÊNCIA	32W
MATERIAL	Metal e vidro

SL-5903L/H1 BRS
Ref:1063



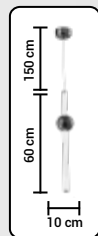

FLUXO LUMINOSO	1320 lumens
TEMPERATURA DE COR	3000K
POTÊNCIA	12 W
MATERIAL	Metal e vidro



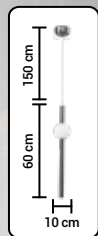
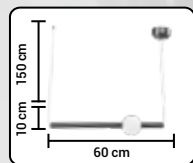
LINHA LEDTRAPECIO



SL-5902S/H1 BRS
Ref:1060



SL-5903S/H1 BRS
Ref:1061



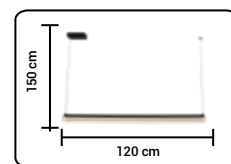
◊ Produto dimerizável ◊

FLUXO LUMINOSO	2100 lumens
TEMPERATURA DE COR	3000K
POTÊNCIA	21W
MATERIAL	Metal e vidro

FLUXO LUMINOSO	1320 lumens
TEMPERATURA DE COR	3000K
POTÊNCIA	12W
MATERIAL	Metal e vidro



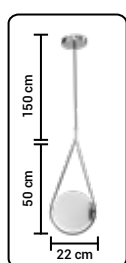
LINHA VAN



SL-0568/H1 GD
Ref: 1272

SL-0568/H1 BK
Ref: 1273

FLUXO LUMINOSO	2400 lumens
TEMPERATURA DE COR	3000K
POTÊNCIA	24W
MATERIAL	Alumínio, Ferro e acrílico



SL-5864/H1 BK
Ref: 1027


SL-5864/H1 COP
Ref: 1026

SL-5864/H1 GOLD
Ref: 1025

SOQUETE G9
QUANTIDADE DE LÂMPADAS 1
MATERIAL Metal e vidro





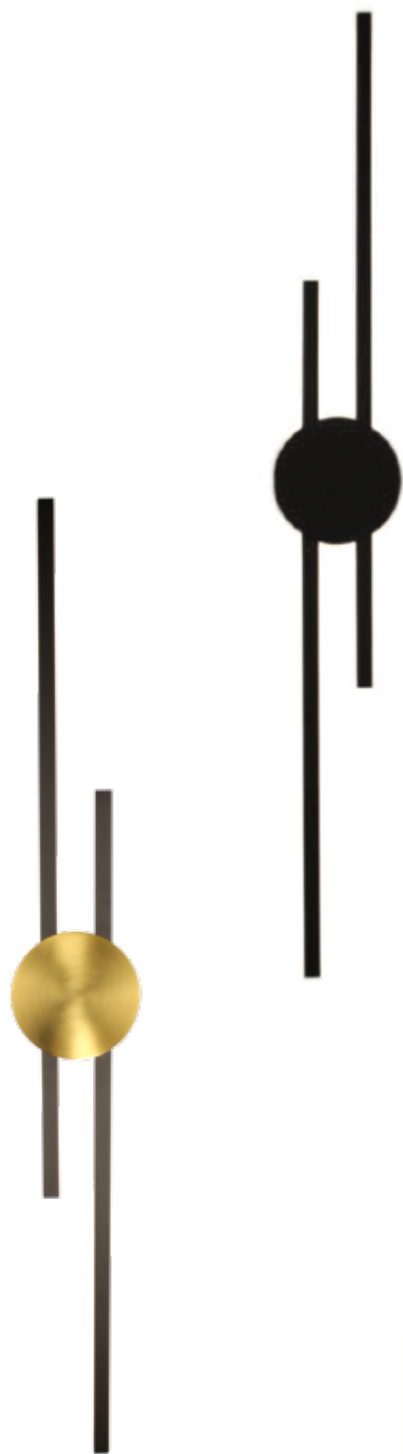
LINHA VIPER



SL-0585/W1 GD
Ref: 1274

SL-0585/W1 BK
Ref: 1275

FLUXO LUMINOSO	900 lumens
TEMPERATURA DE COR	3000K
POTÊNCIA	9W
MATERIAL	Alumínio, ferro e acrílico



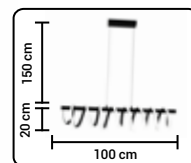
SL-0586M/W2 GD+BK
Ref: 1276

SL-0586M/W2 BK
Ref: 1277

FLUXO LUMINOSO	1300 lumens
TEMPERATURA DE COR	3000K
POTÊNCIA	13W
MATERIAL	Alumínio, Ferro e acrílico



LINHA WINDER




SL-0569/H1 GD
Ref: 1278

SL-0569/H1 BK
Ref: 1279

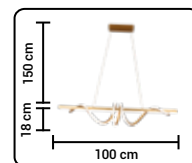
FLUXO LUMINOSO	4300 lumens
TEMPERATURA DE COR	3000K
POTÊNCIA	43 W
MATERIAL	Alumínio e Ferro





SL-0584/H2 BK
Ref: 1280


FLUXO LUMINOSO	3000 lumens
TEMPERATURA DE COR	3000K
POTÊNCIA	30 W
MATERIAL	Alumínio, Ferro e Acrílico



SL-0584/H2 GD
Ref: 1281

FLUXO LUMINOSO	3000 lumens
TEMPERATURA DE COR	3000K
POTÊNCIA	30 W
MATERIAL	Alumínio, Ferro e Acrílico



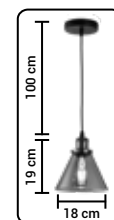


SL-5698/H1 AMB
Ref:0885



SL-5698/H1 SMO
Ref: 0884

SOQUETE E27
QUANTIDADE DE LÂMPADAS 1
MATERIAL Metal e vidro




SL-5697/H1 SMO
Ref:0886



SL-5697/H1 AMB
Ref: 0887

SOQUETE E27
QUANTIDADE DE LÂMPADAS 1
MATERIAL Metal e vidro

◇ CABO REGULÁVEL ◇




SOQUETE E27
QUANTIDADE DE LÂMPADAS 1
MATERIAL Metal e vidro



LINHA ADARA



LINHA LED ALTOÉ



-  **SL-5890/H1 AMB**
Ref: 1054
-  **SL-5890/H1 CLEAR**
Ref: 1055
-  **SL-5890/H1 SMO**
Ref: 1056

FLUXO LUMINOSO	350 lumens
TEMPERATURA DE COR	3000K
POTÊNCIA	5W
MATERIAL	Metal e vidro





SL-5890/W1 AMB
Ref: 1057



SL-5890/W1 CLEAR
Ref: 1058



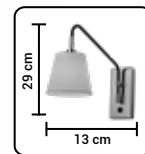
SL-5890/W1 SMO
Ref: 1059

FLUXO LUMINOSO	350 lumens
TEMPERATURA DE COR	3000K
POTÊNCIA	5W
MATERIAL	Metal e vidro



LINHA LED ALTOÉ

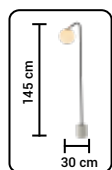




SL-5882/W1 GOLD
Ref:1083

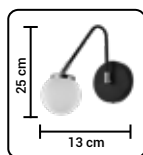
SOQUETE	E14
QUANTIDADE DE LÂMPADAS	1
MATERIAL	Linho e acetato

◇ ARANDELA ARTICULADA ◇



SL-5873/F1 BK
Ref: 1085

SOQUETE	E27
QUANTIDADE DE LÂMPADAS	1
MATERIAL	Metal e marmore



SL-5873/W1 BK
Ref: 1084


SOQUETE	G9
QUANTIDADE DE LÂMPADAS	1
MATERIAL	Metal e vidro



LINHA WELD



LINHA LED ALTMANN



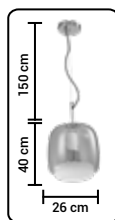
SL-5884/H1 CLEAR
Ref: 1049

SL-5884/H1 AMB
Ref: 1053

SL-5884/H1 SMOKY
Ref: 1051

FLUXO LUMINOSO	1320 lumens
TEMPERATURA DE COR	3000K
POTÊNCIA	12W
MATERIAL	Metal e vidro





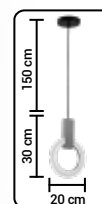
-  **SL-5885/H1 AMB**
Ref: 1052
-  **SL-5885/H1 CLEAR**
Ref: 1048
-  **SL-5885/H1 SMOKY**
Ref: 1050

FLUXO LUMINOSO	900 lumens
TEMPERATURA DE COR	3000K
POTÊNCIA	9W
MATERIAL	Metal e vidro

LINHA LED ALTMANN

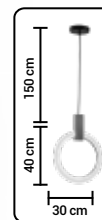


LINHA LED OLSON



SL-5911S/H1
Ref:1073


FLUXO LUMINOSO	880 lumens
TEMPERATURA DE COR	3000K
POTÊNCIA	6W
MATERIAL	Acrílico, metal e madeira



SL-5911L/H1
Ref:1074


FLUXO LUMINOSO	1540 lumens
TEMPERATURA DE COR	3000K
POTÊNCIA	09W
MATERIAL	Acrílico, metal e madeira

◇ CABO REGULÁVEL ◇



SL-5912S/H1
Ref: 1111

FLUXO LUMINOSO	1540 lumens
TEMPERATURA DE COR	3000K
POTÊNCIA	09W
MATERIAL	Acrílico, metal e madeira




SL-5912S/W1
Ref:1072

FLUXO LUMINOSO	1760 lumens
TEMPERATURA DE COR	3000K
POTÊNCIA	13W
MATERIAL	Acrílico, metal e madeira

LINHA LED OLSON



LINHA AISHA



-  SL-5833/H1 AMB
Ref:0949
-  SL-5833/H1 SMO
Ref: 0952

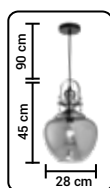
SOQUETE	E27
QUANTIDADE DE LÂMPADAS	1
MATERIAL	Metal e vidro



◇ CABO REGULÁVEL ◇



LINHA AISHA




SL-5831/H1 AMB
Ref:0947



SL-5831/H1 SMO
Ref: 0950

SOQUETE E27
QUANTIDADE DE LÂMPADAS 1
MATERIAL Metal e Vidro



SL-5832/H1 AMB
Ref:0948

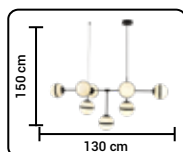


SL-5832/H1 SMO
Ref: 0951

SOQUETE E27
QUANTIDADE DE LÂMPADAS 1
MATERIAL Metal e vidro




LINHA MOON

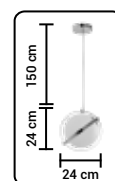


SL-0567/H9 GD
Ref: 1307

SL-0567/H9 BK
Ref: 1308

SOQUETE E14
QUANTIDADE DE LÂMPADAS 9
MATERIAL Metal e vidro





SL-5867S/H1 GD+WH
Ref: 1033

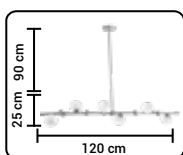
SOQUETE	G9
QUANTIDADE DE LÂMPADAS	1
MATERIAL	Metal e vidro

LINHA MOON



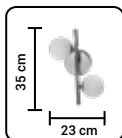
LINHA LOUISE

◇ USE APENAS LÂMPADA LED ◇



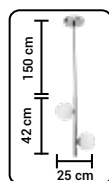
SL-5874L/H6 GD
Ref: 1030

SOQUETE G9
QUANTIDADE DE LÂMPADAS 6
MATERIAL Metal e vidro



SL-5874/W2 GD
Ref: 1031

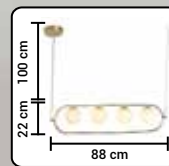
SOQUETE G9
QUANTIDADE DE LÂMPADAS 2
MATERIAL Metal e vidro



SL-5874/H2 GD
Ref: 1032

SOQUETE G9
QUANTIDADE DE LÂMPADAS 2
MATERIAL Metal e vidro






SL-5936/H4 GOLD
Ref:1127



SOQUETE	G9
QUANTIDADE DE LÂMPADAS	4
MATERIAL	Metal e vidro



LINHA TIFFANY




SL-0582L/W2 GD
Base dourada e cristal
transparente
Ref: 1282



SL-0582L/W2 CHR
Base cromada e cristal
transparente
Ref: 1283

SOQUETE	G9
QUANTIDADE DE LÂMPADAS	2
MATERIAL	Ferro e cristal



SL-0582S/W2 GD
Base dourada e cristal
transparente
Ref: 1284




SL-0582S/W2 CHR
Base cromada e cristal
transparente
Ref: 1285

SOQUETE	G9
QUANTIDADE DE LÂMPADAS	2
MATERIAL	Ferro e cristal



◇ CABO REGULÁVEL ◇



SL-6672/H1
Ref.0688

FLUXO LUMINOSO	550 lumens
TEMPERATURA DE COR	3000K
POTÊNCIA	5W
MATERIAL	Vidro e metal



LINHA AMADORA





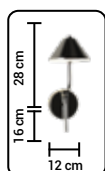
-  **SL-0001/W1 BC**
Ref: 0734

-  **SL-0001/W1 PT**
Ref: 0735

-  **SL-0001/W1 CR**
Ref: 0736

SOQUETE	E14
QUANTIDADE DE LÂMPADAS	1
MATERIAL	Metal e fios de seda

LINHA CHICAGO



SL-0570/W1 CHR
Ref: 1286

SL-0570/W1 GD
Ref: 1287

FLUXO LUMINOSO	500 lumens
TEMPERATURA DE COR	3000K
POTÊNCIA	5W
MATERIAL	Ferro e acrílico



LINHA TOPÁZIO

◇ TROCA DE COR E DIMMER ◇




SL-0554/T1
Ref: 1251

FLUXO LUMINOSO	100 lumens
TEMPERATURA DE COR	6000K/3000K/4000K
POTÊNCIA	2W
MATERIAL	Acrílico



SL-0555/T1
Ref: 1252

FLUXO LUMINOSO	100 lumens
TEMPERATURA DE COR	6000K/3000K/4000K
POTÊNCIA	2W
MATERIAL	Acrílico



SL-0589/H1 ONIX
Ref: 1312

SL-0589/H1 COP
Ref: 1309

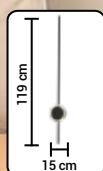
SL-0589/H1 GD
Ref: 1310

FLUXO LUMINOSO	500 lumens
TEMPERATURA DE COR	4000K
POTÊNCIA	5W
MATERIAL	Inox e vidro



LINHA LED KATANA

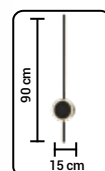
◇ ACENDIMENTO EM 3 FASES: 1 - BARRA, 2 - CIRCULO, 3 - BARRA E CIRCULO ◇



● SL-5910L/W2 BK
Ref:1088

● SL-5910L/W2 GD
Ref:1091

FLUXO LUMINOSO 3190 lumens
TEMPERATURA DE COR 3000K
POTÊNCIA máximo de 29W
MATERIAL Metal e acrílico



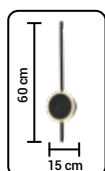
● SL-5910M/W2 BK
Ref:1087

● SL-5910M/W2 GD
Ref:1090

FLUXO LUMINOSO 2640 lumens
TEMPERATURA DE COR 3000K
POTÊNCIA máximo de 24W
MATERIAL Metal e acrílico



LINHA LED KATANA

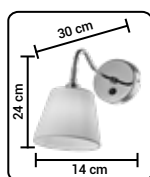


-  SL-5910S/W2 BK
Ref:1086
-  SL-5910S/W2 GD
Ref:1089

FLUXO LUMINOSO	1980 lumens
TEMPERATURA DE COR	3000K
POTÊNCIA	máximo de 18W
MATERIAL	Metal e acrílico

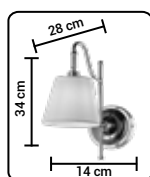


◇ ARANDELA ARTICULADA ◇



SL-5829/W1 GRAY
Ref: 0937

SL-5829/W1 WH
Ref: 0936



SL-5828/W1 GRAY
Ref: 0939

SL-5828/W1 WH
Ref: 0938

SOQUETE	E14
QUANTIDADE DE LÂMPADAS	1
MATERIAL	Linho e acetato

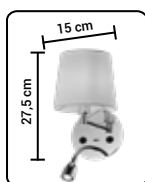
◇ ARANDELA COM INTERRUPTOR E ENTRADA USB ◇



FLUXO LUMINOSO	210 lumens
TEMPERATURA DE COR	3000K
POTÊNCIA	3W




SOQUETE	E14
QUANTIDADE DE LÂMPADAS	1
MATERIAL	Metal, tecido e acetato



SL-5824/W1 GRAY
Ref: 0941

SL-5824/W1 WH
Ref: 0940



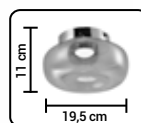
SL-5825/W1 GRAY
Ref: 0943

SL-5825/W1 WH
Ref: 0942

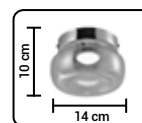
LINHA MELINA



LINHA LED TALÍN




SL-5904L/C1 AMB
Ref:1081



SL-5904S/C1 AMB
Ref:1082

FLUXO LUMINOSO	350 lumens
TEMPERATURA DE COR	3000K
POTÊNCIA	5W
MATERIAL	Metal e vidro

LINHA VERMONT

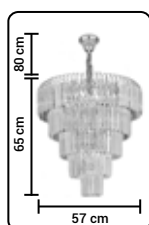


SL-5859/H6
Ref: 1102

SOQUETE E27
QUANTIDADE DE LÂMPADAS 6
MATERIAL Cristal e metal



LINHA VERSAILLES




SL-5681L/H12 CHR
Ref: 1233

SL-5681L/H12 TR
Ref: 0566

SL-5681L/H12 CHP+GD
Ref: 1107

SOQUETE E14
QUANTIDADE DE LÂMPADAS 12
MATERIAL Metal e cristal



SL-5681M/H8 CHR
Ref: 1232

SL-5681M/H8 TR
Ref: 0777

SL-5681M/H8 CHP+GD
Ref: 1108

SOQUETE E14
QUANTIDADE DE LÂMPADAS 8
MATERIAL Metal e cristal




LINHA VERSAILLES



LINHA DIAMOND

◇ USE APENAS LÂMPADA LED ◇






SL- 5691L/H17
Ref: 0788

SL- 5691L/H17 GD+CHP
Ref: 0983


SOQUETE G9
QUANTIDADE DE LÂMPADAS 17
MATERIAL Metal e cristal



SL- 5691M/H12
Ref: 0787

SL- 5691M/H12 GD+CHP
Ref: 0982

SOQUETE G9
QUANTIDADE DE LÂMPADAS 12
MATERIAL Metal e cristal




SL- 5691S/H9
Ref: 0786

SL- 5691S/H9 GD+CHP
Ref: 0981

SOQUETE G9
QUANTIDADE DE LÂMPADAS 9
MATERIAL Metal e cristal


LINHA AMSTERDÃ

◇ PODE SER MONTADO
TAMBÉM COMO PLAFON ◇



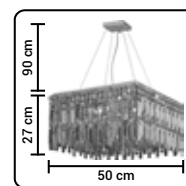
SL-5647/H1 TR
Ref: 0648

SOQUETE G9
QUANTIDADE DE LÂMPADAS 1
MATERIAL Metal e cristal



SL-5647/L5 TR
Ref: 0649

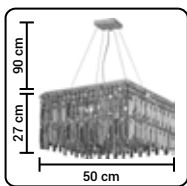
SOQUETE G9
QUANTIDADE DE LÂMPADAS 5
MATERIAL Metal e cristal



SL-5647/H8 TR
Ref: 0646

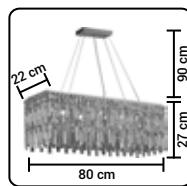
SOQUETE G9
QUANTIDADE DE LÂMPADAS 8
MATERIAL Metal e cristal

LINHA AMSTERDÃ




SL-5647/H8 CHP
Ref: 0651

SOQUETE G9
QUANTIDADE DE LÂMPADAS 8
MATERIAL Metal e cristal



SL-5647/L5 CHP
Ref: 0654

SOQUETE G9
QUANTIDADE DE LÂMPADAS 5
MATERIAL Metal e cristal




SL-5647/H1 CHP
Ref: 0653

SOQUETE G9
QUANTIDADE DE LÂMPADAS 1
MATERIAL Metal e cristal



LINHA BELL



SL-0583/H6 GD+CL
Ref: 1291

SL-0583/H6 GD+CHP
Ref: 1292

SL-0583/H6 CHR+CL
Ref: 1293

SOQUETE	E27
QUANTIDADE DE LÂMPADAS	6
MATERIAL	Metal e cristal



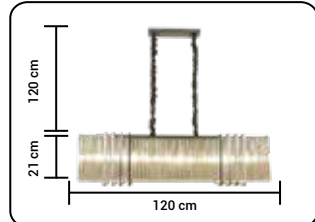
LINHA BELL



SL-0583/H8 GD+CL
Ref: 1288

SL-0583/H8 GD+CHP
Ref: 1289

SL-0583/H8 CHR+CL
Ref: 1290

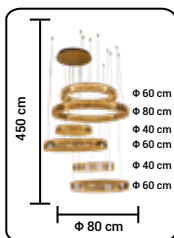


SOQUETE	E27
QUANTIDADE DE LÂMPADAS	8
MATERIAL	Metal e cristal



LINHA SINTONIA

◇ AJUSTE A INTENSIDADE DE SUA LUZ ◇




SL-0689/H6 GD + CHP
Ref: 1300

FLUXO LUMINOSO	18300 lumens
TEMPERATURA DE COR	3000K
POTÊNCIA	183W
MATERIAL	Ferro e Cristal



◇ AJUSTE A INTENSIDADE DE SUA LUZ ◇


LINHA SINTONIA



SL-0689/H6 CHR
Ref: 1301

FLUXO LUMINOSO	18300 lumens
TEMPERATURA DE COR	3000K
POTÊNCIA	183W
MATERIAL	Ferro e Cristal






SL-0579XL/H3-A CHR+CL
Ref: 1304

SL-0579XL/H3-A GD+CHP
Ref: 1305

FLUXO LUMINOSO	16800 lumens
TEMPERATURA DE COR	3000K
POTÊNCIA	168W
MATERIAL	Ferro e Cristal

◇ AJUSTE A INTENSIDADE DE SUA LUZ ◇

LINHA SINTONIA



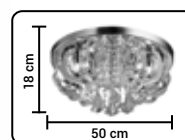
SL-0579M/H3 CHR+CL
Ref: 1303

SL-0579M/H3 GD+CHP
Ref: 1302

FLUXO LUMINOSO	9700 lumens
TEMPERATURA DE COR	3000K
POTÊNCIA	97 W
MATERIAL	Ferro e Cristal




◇ CRISTAIS CURVOS NO MODELO "PIÃO" QUE PROPORCIONAM MOVIMENTO ◇




SL-5616/C7
Ref: 0620

SOQUETE G9
QUANTIDADE DE LÂMPADAS 7
MATERIAL Metal e cristal



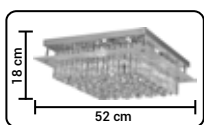
SL-5616/C5
Ref: 0621

SOQUETE G9
QUANTIDADE DE LÂMPADAS 5
MATERIAL Metal e cristal



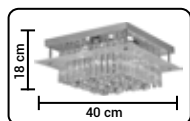
SL-5616/C4
Ref: 0622

SOQUETE G9
QUANTIDADE DE LÂMPADAS 4
MATERIAL Metal e cristal



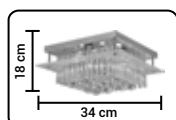
SL-5677L/C8
Ref: 0617

SOQUETE G9
QUANTIDADE DE LÂMPADAS 8
MATERIAL Metal, vidro e cristal



SL-5677M/C5
Ref: 0618

SOQUETE G9
QUANTIDADE DE LÂMPADAS 5
MATERIAL Metal, vidro e cristal

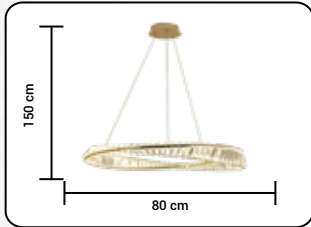


SL-5677S/C4
Ref: 0619

SOQUETE G9
QUANTIDADE DE LÂMPADAS 4
MATERIAL Metal, vidro e cristal



LINHA VOYAGER



SL-0581/H1-80 GD+CL
Ref: 1297

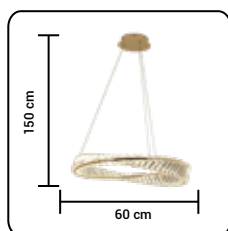
SL-0581/H1-80 GD+CHP
Ref: 1298

SL-0581/H1-80 CHR+CL
Ref: 1299

FLUXO LUMINOSO	4600 lumens
TEMPERATURA DE COR	3000K
POTÊNCIA	46W
MATERIAL	Metal e cristal



LINHA VOYAGER



SL-0581/H1-60 GD+CL
Ref: 1294

SL-0581/H1-60 GD+CHP
Ref: 1295

SL-0581/H1-60 CHR+CL
Ref: 1296

FLUXO LUMINOSO	3400 lumens
TEMPERATURA DE COR	3000K
POTÊNCIA	34W
MATERIAL	Metal e cristal



LINHA MÔNACO

◇ MODERNO E SOFISTICADO ◇



SL-5958/H8 GOLD
Ref: 1146



SL-5958/H8 CHROME
Ref: 1145

SOQUETE E14
QUANTIDADE DE LÂMPADAS 8
MATERIAL Metal e cristal

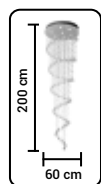


LINHA LED SPIRALE



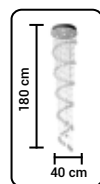
SL-6658/C9
Ref: 0629

SOQUETE GU10
QUANTIDADE DE LÂMPADAS 9
MATERIAL Metal e cristal



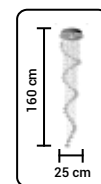
SL-6652/C7
Ref: 0628

SOQUETE GU10
QUANTIDADE DE LÂMPADAS 7
MATERIAL Metal e cristal



SL-6652/C4
Ref: 0627


SOQUETE GU10
QUANTIDADE DE LÂMPADAS 4
MATERIAL Metal, aço e cristal



SL-6652/C1
Ref: 0626

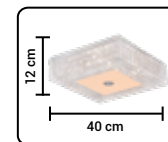
SOQUETE GU10
QUANTIDADE DE LÂMPADAS 1
MATERIAL Metal, aço e cristal





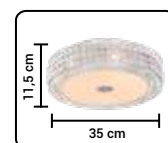
SL-94650/C6
Ref: 0575

SOQUETE G9
QUANTIDADE DE LÂMPADAS 6
MATERIAL Metal, aço e cristal



SL-94645/C6
Ref: 0576


SOQUETE G9
QUANTIDADE DE LÂMPADAS 6
MATERIAL Metal, aço e cristal



SL-94646/C5
Ref: 0577

SOQUETE G9
QUANTIDADE DE LÂMPADAS 5
MATERIAL Metal, aço e cristal

◇ CRISTAL PEROLIZADO E DE ALTO BRILHO ◇




SL-93779/C9 TR
Ref: 0578



SL-93779/C9 CHP
Ref: 0580

SOQUETE G9
QUANTIDADE DE LÂMPADAS 9
MATERIAL Metal e cristal



SL-93779/C7 TR
Ref: 0579




SL-93779/C7 CHP
Ref: 0581

SOQUETE G9
QUANTIDADE DE LÂMPADAS 7
MATERIAL Metal e cristal

LINHA ARCOS DE CRISTAL



LINHA PRESTIGE




SL-5822L/H28
Ref: 0946



SOQUETE	E14
QUANTIDADE DE LÂMPADAS	28
MATERIAL	Cristal e metal



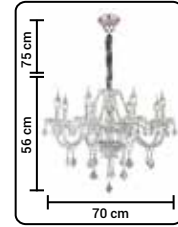


SL-6657XL/H28
Ref: 0553

SOQUETE E14
QUANTIDADE DE LÂMPADAS 28
MATERIAL Cristal e metal


LINHA CRISTAL VIENNA





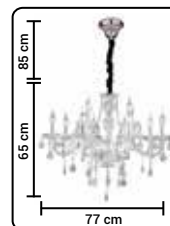
SL-9840/H8 TR
Ref: 0519

SOQUETE	E14
QUANTIDADE DE LÂMPADAS	8
MATERIAL	Metal, vidro e cristal




SL-9840/H5 TR
Ref: 0518

SOQUETE	E14
QUANTIDADE DE LÂMPADAS	5
MATERIAL	Metal, vidro e cristal



SL-9840/H12 TR
Ref: 0520

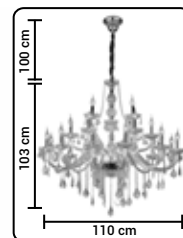
SOQUETE	E14
QUANTIDADE DE LÂMPADAS	12
MATERIAL	Metal, vidro e cristal



SL-9840/H15 TR
Ref: 0521

SOQUETE	E14
QUANTIDADE DE LÂMPADAS	15
MATERIAL	Metal, vidro e cristal

LINHA MARIATHEREZA



SL-9840/H21 TR
Ref: 0524

SOQUETE	E14
QUANTIDADE DE LÂMPADAS	21
MATERIAL	Metal, vidro e cristal



SL-9840/W2 TR
Ref: 0522


SOQUETE	E14
QUANTIDADE DE LÂMPADAS	2
MATERIAL	Metal, vidro e cristal
MEDIDAS	Ø35cm x 25cm



SL-9840/W1 TR
Ref: 0523

SOQUETE	E14
QUANTIDADE DE LÂMPADAS	1
MATERIAL	Metal, vidro e cristal
MEDIDAS	Ø13cm x 25cm





SL-9840/H30 TR
Ref: 0525

SOQUETE E14
QUANTIDADE DE LÂMPADAS 30
MATERIAL Metal, vidro e cristal



CÚPULA



◇ CÚPULA DE ENCAIXE PARA LÂMPADA VELA ◇



SL-9840 CUPULA BC
Ref: 0867



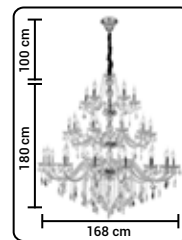
SL-9840 CUPULA CR
Ref: 0868



SL-9840 CUPULA PT
Ref: 0869




LINHA MARIATHEREZA




SL-9840/H50 TR
Ref: 0526

SOQUETE	E14
QUANTIDADE DE LÂMPADAS	50
MATERIAL	Metal, vidro e cristal



SL-9840/H8 CHP
Ref: 0528

SOQUETE E14
QUANTIDADE DE LÂMPADAS 8
MATERIAL Metal, vidro e cristal



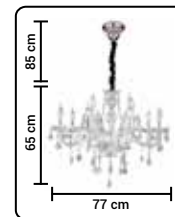
SL-9840/H5 CHP
Ref: 0527

SOQUETE E14
QUANTIDADE DE LÂMPADAS 5
MATERIAL Metal, vidro e cristal

LINHA MARIA TEREZA

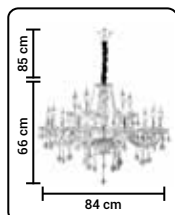


LINHA MARIATHEREZA



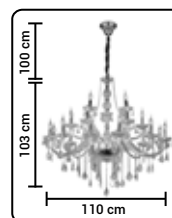
SL-9840/H12 CHP
Ref: 0529

SOQUETE	E14
QUANTIDADE DE LÂMPADAS	12
MATERIAL	Metal, vidro e cristal



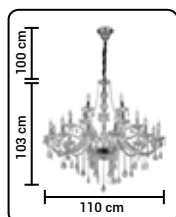
SL-9840/H15 CHP
Ref: 0530

SOQUETE	E14
QUANTIDADE DE LÂMPADAS	15
MATERIAL	Metal, vidro e cristal



SL-9840 H21 CHP
Ref: 0531

SOQUETE	E14
QUANTIDADE DE LÂMPADAS	21
MATERIAL	Metal, vidro e cristal



SL-9840/H21 CHP + DOURADO
Ref: 0532

SOQUETE	E14
QUANTIDADE DE LÂMPADAS	21
MATERIAL	Metal, vidro e cristal



SL-9840/W2 CHP
Ref: 0533

SOQUETE	E14
QUANTIDADE DE LÂMPADAS	2
MATERIAL	Metal, vidro e cristal
MEDIDAS	Ø35cm x 25cm

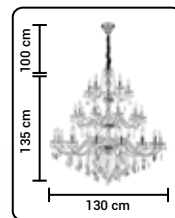


SL-9840/W1 CHP
Ref: 0534

SOQUETE	E14
QUANTIDADE DE LÂMPADAS	1
MATERIAL	Metal, vidro e cristal
MEDIDAS	Ø13cm x 25cm

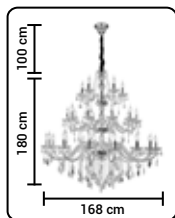


LINHA MARIATHEREZA



SL-9840/H30 CHP
Ref: 0535

SOQUETE	E14
QUANTIDADE DE LÂMPADAS	30
MATERIAL	Metal, vidro e cristal



SL-9840/H50 CHP
Ref: 0809


SOQUETE E14
QUANTIDADE DE LÂMPADAS 50
MATERIAL Metal, vidro e cristal



LINHA MARIA THEREZA



LINHA MARIATHEREZA




SL-9840/H30 CHP + DR
Ref: 0870



SOQUETE	E14
QUANTIDADE DE LÂMPADAS	30
MATERIAL	Cristal, metal e vidro






SL-9840/H50 CHP + DR
Ref: 0871

SOQUETE E14
QUANTIDADE DE LÂMPADAS 50
MATERIAL Cristal, metal e vidro

LINHA MARIA TEREZA




LINHA VALENTINA




SL-5834/H8 CLEAR
Ref: 0962

SOQUETE E14
QUANTIDADE DE LÂMPADAS 8
MATERIAL Metal, vidro e cristal



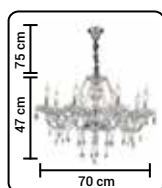
SL-5834/H5 CLEAR
Ref: 0959

SOQUETE E14
QUANTIDADE DE LÂMPADAS 5
MATERIAL Metal, vidro e cristal




SL-5834/H3 CLEAR
Ref: 0956

SOQUETE E14
QUANTIDADE DE LÂMPADAS 3
MATERIAL Metal, vidro e cristal



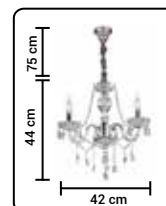
SL-5834/H8 CHP
Ref: 0963

SOQUETE E14
QUANTIDADE DE LÂMPADAS 8
MATERIAL Metal, vidro e cristal



SL-5834/H5 CHP
Ref: 0960

SOQUETE E14
QUANTIDADE DE LÂMPADAS 5
MATERIAL Metal, vidro e cristal




SL-5834/H3 CHP
Ref: 0957

SOQUETE E14
QUANTIDADE DE LÂMPADAS 3
MATERIAL Metal, vidro e cristal



LINHA VALÊNCIA



 SL-5990/H8 GOLD+SMOKY
Ref: 1186

 SL-5990/H8 GOLD+CHAMPAGNE
Ref: 1187

SOQUETE	E14
QUANTIDADE DE LÂMPADAS	8
MATERIAL	Metal e cristal



CORRENTE 1 METRO

Corrente com mosquetão



CORRENTE CROMADA 4MM 1 METRO
Ref:0001

CORRENTE CROMADA 6MM 1 METRO
Ref:0003

CORRENTE CROMADA 8MM 1 METRO
Ref:0005



CORRENTE DOURADA 4MM 1 METRO
Ref:0007

CORRENTE DOURADA 6MM 1 METRO
Ref:0009

CORRENTE DOURADA 8MM 1 METRO
Ref:0011

CORRENTE 2 METROS

Corrente com mosquetão



CORRENTE CROMADA 4MM 2 METROS
Ref:0002

CORRENTE CROMADA 6MM 2 METROS
Ref:0004

CORRENTE CROMADA 8MM 2 METROS
Ref:0006



CORRENTE DOURADA 4MM 2 METROS
Ref:0008


CORRENTE DOURADA 6MM 2 METROS
Ref:0010

CORRENTE DOURADA 8MM 2 METROS
Ref:0012

LINHA PLAFON

Nossa linha de plafons conta com a tecnologia de mudança de temperatura de cor, onde você pode escolher entre 3000K, 4000K e 6000K.

Permitindo que você opte pela iluminação mais adequada a sua decoração e a cada atividade do dia.




Este produto pode ser dimerizado com a instalação de Kit Dimer Hevvy (driver+controle).

*Kit vendido separadamente.


INFORMAÇÕES TÉCNICAS DA LINHA DE PLAFONS:

ÂNGULO DE ABERTURA	180°
IRC	>80
TENSÃO	85-265V
FREQUÊNCIA	50/60Hz
FATOR DE POTÊNCIA	>0,5

VIDA ÚTIL	20.000 Horas
GRAU DE PROTEÇÃO	IP20
TEMP. DE OPERAÇÃO	-10 até 60°C
EFICIÊNCIA LUMINOSA	80lm/W
MATERIAL	Polycarbonato e aço

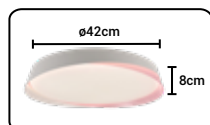


LY-8788M BC+AZ
Ref: 1156



LY-8788M BC+RS
Ref: 1155

LY-8788M BC+AZ / LY-8788M BC+RS



FLUXO LUMINOSO	1920 lumens		
TEMPERATURA DE COR	3000K	4000K	6000K
POTÊNCIA	24W	48W	24W
CORRENTE ELÉTRICA	310mA		

PLAFON LED FIANN



LY-8207BS BC
Ref: 1178



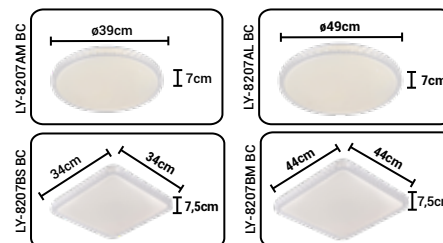
LY-8207BM BC
Ref: 1179



LY-8207AL BC
Ref: 1181



LY-8207AM BC
Ref: 1180



FLUXO LUMINOSO	1920 lumens			3840 lumens		
TEMPERATURA DE COR	3000K	4000K	6000K	3000K	4000K	6000K
POTÊNCIA	24W	48W	24W	48W	96W	48W
CORRENTE ELÉTRICA	310mA			620mA		

PLAFON LED FIANN

◇ COM CABO REGULÁVEL ◇



LY-8207ALH BC
Ref: 1240



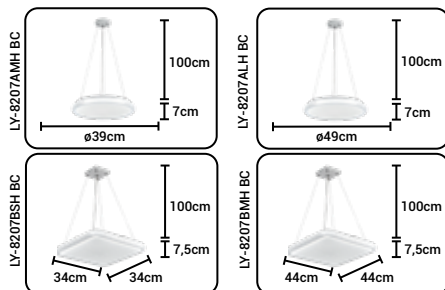
LY-8207AMH BC
Ref: 1239



LY-8207BSH BC
Ref: 1242



LY-8207BMH BC
Ref: 1241



FLUXO LUMINOSO	1920 lumens			3840 lumens		
TEMPERATURA DE COR	3000K	4000K	6000K	3000K	4000K	6000K
POTÊNCIA	24W	48W	24W	48W	96W	48W
CORRENTE ELÉTRICA	310mA			620mA		



PLAFON LED MONTANA



LY-8762L BC+BC
Ref: 1164



LY-8762M BC+BC
Ref: 1161



LY-8762L BC+DR (cobre)
Ref: 1163



LY-8762M BC+DR (cobre)
Ref: 1160




LY-8762L PT+DR (cobre)
Ref: 1162



LY-8762M PT+DR (cobre)
Ref: 1159



LY-8762M BC+BC / LY-8762M BC+DR
LY-8762M PT+DR



LY-8762L BC+BC / LY-8762L BC+DR
LY-8762L PT+DR



FLUXO LUMINOSO	1920 lumens			3840 lumens		
TEMPERATURA DE COR	3000K	4000K	6000K	3000K	4000K	6000K
POTÊNCIA	24W	48W	24W	48W	96W	48W
CORRENTE ELÉTRICA	310mA			620mA		

PLAFON LED MONTANA

◇ COM CABO REGULÁVEL ◇



LY-8762LH PT+DR (cobre)
Ref: 1245



LY-8762LH BC+DR
Ref: 1243



LY-8762MH BC+BC
Ref: 1246



LY-8762LH BC+DR (cobre)
Ref: 1444

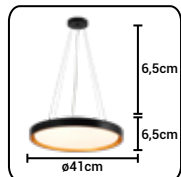


LY-8762MH PT+DR (cobre)
Ref: 1248



LY-8762MH BC+DR (cobre)
Ref: 1247

LY-8762MH BC+BC / LY-8762MH BC+DR / LY-8762MH PT+DR



LY-8762LH BC+BC / LY-8762LH BC+DR / LY-8762LH PT+DR



FLUXO LUMINOSO	1920 lumens			3840 lumens		
TEMPERATURA DE COR	3000K	4000K	6000K	3000K	4000K	6000K
POTÊNCIA	24W	48W	24W	48W	96W	48W
CORRENTE ELÉTRICA	310mA			620mA		

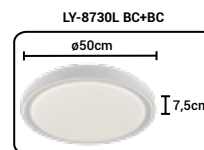
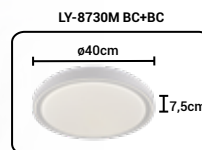


PLAFON LED SNOW



LY-8730L BC+BC
Ref: 1176

LY-8730M BC+BC
Ref: 1175



FLUXO LUMINOSO	1920 lumens			3840 lumens		
TEMPERATURA DE COR	3000K	4000K	6000K	3000K	4000K	6000K
POTÊNCIA	24W	48W	24W	48W	96W	48W
CORRENTE ELÉTRICA	310mA			620mA		

PLAFON LED DEVON

Com acendimento



interno



ou ambos



externo



LY-8763L PT+PT
Ref: 1311



LY-8763L DR
Ref: 1158

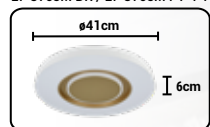


LY-8763M PT+PT
Ref: 1306



LY-8763M DR
Ref: 1157

LY-8763M DR / LY-8763M PT+PT



LY-8763L DR



FLUXO LUMINOSO	1920 lumens			3840 lumens		
TEMPERATURA DE COR	3000K	4000K	6000K	3000K	4000K	6000K
POTÊNCIA	24W	48W	24W	48W	96W	48W
CORRENTE ELÉTRICA	310mA			620mA		



PLAFON LED VONTAE

LY-8809BL PT
Ref: 1150

LY-8809BM PT
Ref: 1147

LY-8809BL BC
Ref: 1152

LY-8809BM BC
Ref: 1149

LY-8809BL CAFÉ
Ref: 1151

LY-8809BM CAFÉ
Ref: 1148

LY-8809BL BC / LY-8809BL PT
LY-8809BM BC / LY-8809BM PT
LY-8809BM CAFÉ

LY-8809BL BC / LY-8809BL PT
LY-8809BL CAFÉ

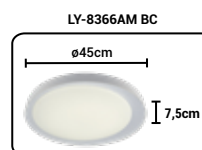
FLUXO LUMINOSO	3840 lumens			4800 lumens		
TEMPERATURA DE COR	3000K	4000K	6000K	3000K	4000K	6000K
POTÊNCIA	48W	96W	48W	60W	120W	60W
CORRENTE ELÉTRICA	620mA			780mA		



PLAFON LED PALMER



LY-8366AM BC
Ref: 1177



FLUXO LUMINOSO	1920 lumens		
TEMPERATURA DE COR	3000K	4000K	6000K
POTÊNCIA	24W	48W	24W
CORRENTE ELÉTRICA	310mA		



APP "ILink"



Bluetooth



Despertador



Controle de Acendimento



RGB
REGULÁVEL



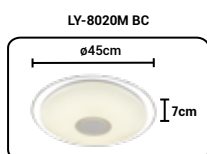
COM ALTO FALANTE INCLUSO

TOQUE SUAS MUSICAS FAVORITAS!

PLAFON LED VOX



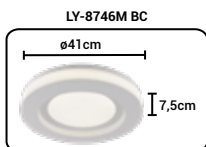
LY-8020M BC
Ref: 1182



FLUXO LUMINOSO	2400 lumens		
TEMPERATURA DE COR	2700K a 6500K		
POTÊNCIA	30W		
CORRENTE ELÉTRICA	390mA		



PLAFON LED SÓCHI

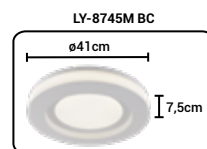


FLUXO LUMINOSO	1920 lumens		
TEMPERATURA DE COR	3000K	4000K	6000K
POTÊNCIA	24W	48W	24W
CORRENTE ELÉTRICA	310mA		

LY-8746M BC
Ref: 1169



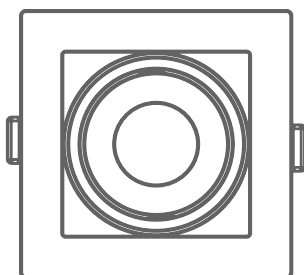
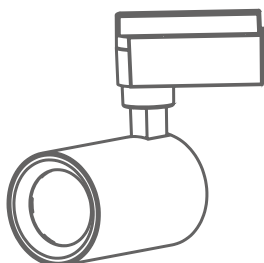
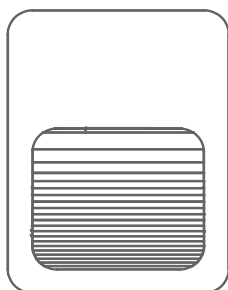
LY-8745M BC
Ref: 1170



FLUXO LUMINOSO	1920 lumens		
TEMPERATURA DE COR	3000K	4000K	6000K
POTÊNCIA	24W	48W	24W
CORRENTE ELÉTRICA	310mA		

PLAFON LED MOSCOU

BALIZADORES & SPOTS



INFORMAÇÕES TÉCNICAS:

IRC	>70
TENSÃO	100-240V
FREQUÊNCIA	50/60Hz

FATOR DE POTÊNCIA	>0,5
VIDA ÚTIL	25.000 Horas
TEMP. DE OPERAÇÃO	-20 até 60°C

SPOT EASY

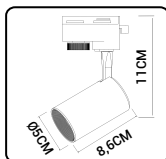


O-1530/5 BC 3000K
Ref: T036

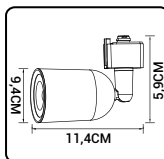


O-1530/5 PT 3000K
Ref: T037

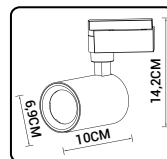
O-1220/7 BC 3000K
O-1220/7 PT 3000K



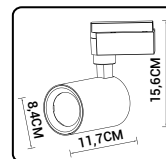
O-1530/5 BC 3000K
O-1530/5 PT 3000K



O-1920/10 BC 3000K
O-1920/10 PT 3000K



O-1930/18 BC 3000K
O-1930/18 PT 3000K



FLUXO LUMINOSO	230 lumens	350 lumens	850 lumens	1530 lumens
TEMPERATURA DE COR	3000K	3000K	3000K	3000K
ÂNGULO DE ABERTURA	30°	50°	20°	20°
POTÊNCIA	7W	5W	10W	18W
CORRENTE ELÉTRICA	150mA	50mA	120mA	230mA
GRAU DE PROTEÇÃO	IP20	IP20	IP20	IP20
EFICIÊNCIA LUMINOSA	33lm/W	70lm/W	85lm/W	85lm/W
MATERIAL	Alumínio	ABS	Alumínio	Alumínio

SPOT MODERN



O-1220/7 BC 3000K
Ref: T071



O-1220/7 PT 3000K
Ref: T072



O-1920/10 PT 3000K
Ref: T074



O-1920/10 BC 3000K
Ref: T073



O-1930/18 BC 3000K
Ref: T075

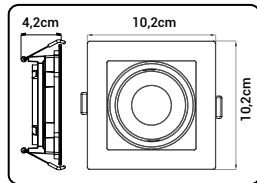


O-1930/18 PT 3000K
Ref: T076





SPOT DE EMBUTIR MODULAR

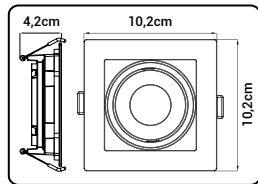
 ITENS NACIONAIS



SOQUETE GU10
LÂMPADA MR11 até 40W
MATERIAL Alumínio e ABS


BR-130 MR11 PT 
O-130 MR11 PT
Ref: T057

BR-130 MR11 BC 
O-130 MR11 BC
Ref: T056

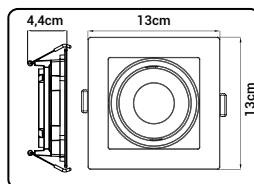


SOQUETE GU10
LÂMPADA MR16 até 40W
MATERIAL Alumínio e ABS



BR-131 MR16 PT 
Ref: T059

BR-131 MR16 BC 
Ref: T058



SOQUETE GU10
LÂMPADA AR70 até 40W
MATERIAL Alumínio e ABS

BR-132 AR70 PT 
O-132 AR70 PT
Ref: T061

BR-132 AR70 BC 
O-132 AR70 BC
Ref: T060

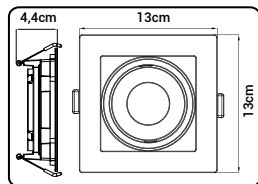


MÓDULO DE CONEXÃO

Some mais módulos ao projeto usando nossos conectores.

O-0004 Ref: T068	O-0005 Ref: T069	O-0006 Ref: T070	BR-0001 Ref: T070
PARA SPOT O-130 MR11 BC / O-130 MR11 PT	PARA SPOT O-132 AR70 BC / O-132 AR70 PT / O-133 PAR20 BC	PARA SPOT O-134 PAR30 PT / O-135 AR111 BC / O-135 AR111 PT	PARA TODOS OS SPOTS NACIONAIS





SOQUETE E27
 LÂMPADA PAR20 até 40W
 MATERIAL Alumínio e ABS

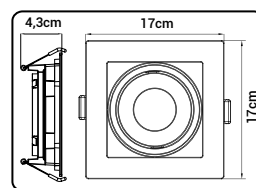


BR-133 PAR20 PT
 Ref: T063

BR-133 PAR20 BC
 O-133 PAR20 BC
 Ref: T062

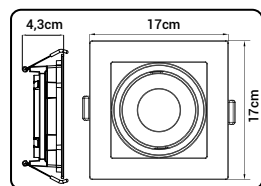


BR-134 PAR30 BC
 Ref: T064



SOQUETE E27
 LÂMPADA PAR30 até 40W
 MATERIAL Alumínio e ABS

BR-134 PAR30 PT
 O-134 PAR30 PT
 Ref: T065




SOQUETE GU10
 LÂMPADA AR111 até 40W
 MATERIAL Alumínio e ABS



BR-135 AR111 PT
 O-135 AR111 PT
 Ref: T067


BR-135 AR111 BC
 O-135 AR111 BC
 Ref: T066



SPOT DE EMBUTIR MODULAR



◇ NÃO ACOMPANHA LÂMPADA ◇




SOQUETE	E27
LÂMPADA	PAR 38
MATERIAL	Alumínio



H-10568E PAR 38 BC
Ref: T028

H-10568E PAR 38 PT
Ref: T027




SOQUETE	GU10
LÂMPADA	AR 70
MATERIAL	Alumínio



H-10568E AR 70 BC
Ref: T030

H-10568E AR 70 PT
Ref: T029



SOQUETE	GU10
LÂMPADA	AR 111
MATERIAL	Alumínio




H-10568E AR 111 BC
Ref: T032

H-10568E AR 111 PT
Ref: T031

◇ NÃO ACOMPANHA LÂMPADA ◇



H-10568E PAR 30 BC
Ref: T006

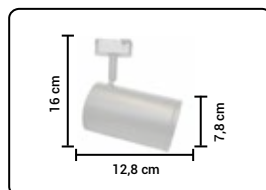


SOQUETE	E27
LÂMPADA	PAR 30
MATERIAL	Alumínio

H-10568E PAR 30 PT
Ref: T005



H-10568E PAR 20 BC
Ref: T004

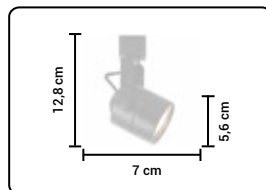


SOQUETE	E27
LÂMPADA	PAR 20
MATERIAL	Alumínio

H-10568E PAR 20 PT
Ref: T003



H-005D PAR 16 BC
Ref: T008




SOQUETE	GU10
LÂMPADA	PAR 16
MATERIAL	Alumínio

H-005D PAR 16 PT
Ref: T007



H-10568E PAR 16 BC
Ref: T002



SOQUETE	GU10
LÂMPADA	PAR 16
MATERIAL	Alumínio

H-10568E PAR 16 PT
Ref: T001






H-TA2-I PT
 Ref:T015
 H-TA2-I BC
 Ref: T016



H-TA2-X PT
 Ref:T021
 H-TA2-X BC
 Ref:T022



H-TA2-T PT
 Ref:T019
 H-TA2-T BC
 Ref:T020



H-TA2-L PT
 Ref:T017
 H-TA2-L BC
 Ref:T018



H-TA2-HEAD PT
 Ref:T023
 H-TA2-HEAD BC
 Ref:T024



H-TA2 END PT
 Ref:T025
 H-TA2 END BC
 Ref:T026



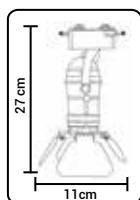
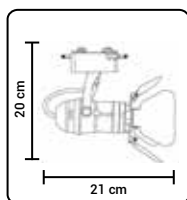
Trilho acompanha ponteira e alimentador.

H-TR2A1M PT
 Trilho preto 1 metro
 Ref:T011
 H-TR2A1M BC
 Trilho branco 1 metro
 Ref:T012

H-TR2A15M PT
 Trilho preto 1 metro e meio
 Ref:T013
 H-TR2A15M BC
 Trilho branco 1 metro e meio
 Ref:T014

H-TR2A2M PT
 Trilho preto 2 metros
 Ref:T033
 H-TR2A2M BC
 Trilho branco 2 metros
 Ref:T034

◇ NÃO ACOMPANHA TRILHO ◇



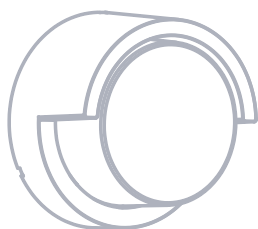

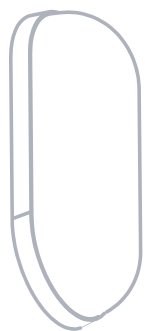
SOQUETE GU10
QUANTIDADE DE LÂMPADAS 1
MATERIAL Alumínio

H-G3018 PAR16 PT
Ref. T035

LINHA PARAMOUNT



LINHA ARANDELAS EXTERNAS



INFORMAÇÕES TÉCNICAS:

IRC	>70
TENSÃO	100-240V
FREQUÊNCIA	50/60Hz

FATOR DE POTÊNCIA	>0,5
VIDA ÚTIL	25.000 Horas
TEMP. DE OPERAÇÃO	-20 até 60°C

ARANDELA CLASSIC



O-0140S/15 BC 3000K
Ref: T050



O-0140S/15 BC 6500K
Ref: T051

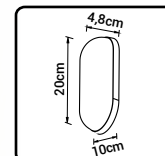


O-0130S/8 BC 3000K
Ref: T048

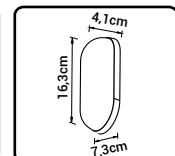


O-0130S/8 BC 6500K
Ref: T049

O-0140S/15 BC 3000K
O-0140S/15 BC 6500K



O-0130S/8 BC 3000K
O-0130S/8 BC 6500K



FLUXO LUMINOSO	1050 lumens	560 lumens
TEMPERATURA DE COR	3000K ou 6500K	3000K ou 6500K
ÂNGULO DE ABERTURA	120°	120°
POTÊNCIA	15W	8W
CORRENTE ELÉTRICA	180mA	120mA
GRAU DE PROTEÇÃO	IP65	IP65
EFICIÊNCIA LUMINOSA	70lm/W	70lm/W
MATERIAL	ABS	ABS



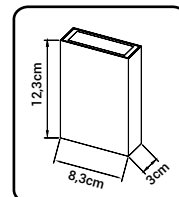

ARANDELA DUE



O-2750/4 BC 3000K
Ref: T054



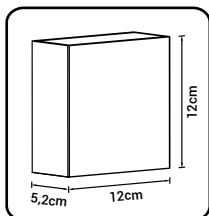
O-2750/4 PT 3000K
Ref: T055



FLUXO LUMINOSO	120 lumens
TEMPERATURA DE COR	3000K
ÂNGULO DE ABERTURA	40°
POTÊNCIA	4W
CORRENTE ELÉTRICA	500mA
GRAU DE PROTEÇÃO	IP65
EFICIÊNCIA LUMINOSA	30lm/W
MATERIAL	ABS



◇ FACHO DE LUZ REGULÁVEL ◇



O-3450/4 BC 3000K
Ref: T053

FLUXO LUMINOSO	250 lumens
TEMPERATURA DE COR	3000K
ÂNGULO DE ABERTURA	0 a 75°
POTÊNCIA	4W
CORRENTE ELÉTRICA	55mA
GRAU DE PROTEÇÃO	IP65
EFICIÊNCIA LUMINOSA	62,5lm/W
MATERIAL	ABS



O-3450/4 PT 3000K
Ref: T052

ARANDELA SMART



ARANDELA OUT



O-2360/12 PT 4200K
Ref: T040



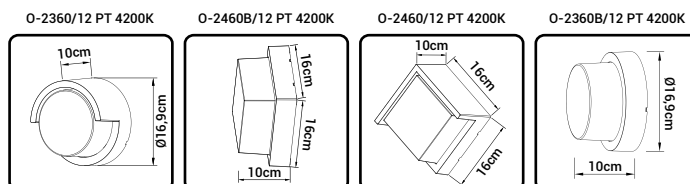
O-2360B/12 PT 4200K
Ref: T043



O-2460/12 PT 4200K
Ref: T042



O-2460B/12 PT 4200K
Ref: T041




FLUXO LUMINOSO	840 lumens	960 lumens	960 lumens	840 lumens
TEMPERATURA DE COR	4200K	4200K	4200K	4200K
ÂNGULO DE ABERTURA	120°	140°	120°	120°
POTÊNCIA	12W	12W	12W	12W
CORRENTE ELÉTRICA	280mA	280mA	280mA	280mA
GRAU DE PROTEÇÃO	IP65	IP65	IP65	IP65
EFICIÊNCIA LUMINOSA	70lm/W	80lm/W	80lm/W	70lm/W
MATERIAL	ABS	ABS	ABS	ABS





LINHA LÂMPADAS

CLEAR GLASS



C35 Clear Glass
Ref: L016

FLUXO LUMINOSO	400 lumens
TEMPERATURA DE COR	2400K
POTÊNCIA	4W
BASE	E14




C35 Vela Clear Glass
Ref: L017

FLUXO LUMINOSO	400 lumens
TEMPERATURA DE COR	2400K
POTÊNCIA	4W
BASE	E14



A60 Clear Glass
Ref: L018

FLUXO LUMINOSO	400 lumens
TEMPERATURA DE COR	2400K
POTÊNCIA	4W
BASE	E27



G45 Clear Glass
Ref: L019

FLUXO LUMINOSO	400 lumens
TEMPERATURA DE COR	2400K
POTÊNCIA	4W
BASE	E27




GLASS FILAMENT



G125
Ref: L007

FLUXO LUMINOSO	400 lumens
TEMPERATURA DE COR	2200K
POTÊNCIA	4W
BASE	E27



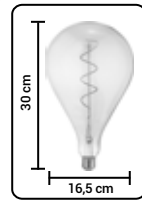
C45
Ref: L010

FLUXO LUMINOSO	400 lumens
TEMPERATURA DE COR	2200K
POTÊNCIA	4W
BASE	E14



G95
Ref: L006

FLUXO LUMINOSO	400 lumens
TEMPERATURA DE COR	2200K
POTÊNCIA	4W
BASE	E27




A165S SMOKY
Ref: L009

FLUXO LUMINOSO	400 lumens
TEMPERATURA DE COR	2200K
POTÊNCIA	4W
BASE	E27




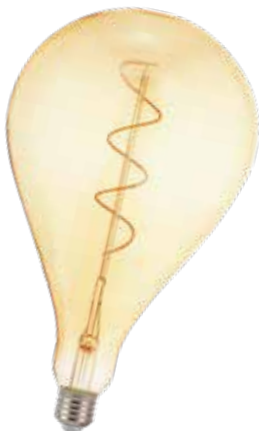
ST64
Ref: L005

FLUXO LUMINOSO	400 lumens
TEMPERATURA DE COR	2200K
POTÊNCIA	4W
BASE	E27



C35
Ref: L002

FLUXO LUMINOSO	400 lumens
TEMPERATURA DE COR	2200K
POTÊNCIA	4W
BASE	E14



A165S GOLD
Ref: L008

FLUXO LUMINOSO	400 lumens
TEMPERATURA DE COR	2200K
POTÊNCIA	4W
BASE	E27

GLASS FILAMENT



G45
Ref: L003

FLUXO LUMINOSO	400 lumens
TEMPERATURA DE COR	2200K
POTÊNCIA	4W
BASE	E27



A60
Ref: L004

FLUXO LUMINOSO	400 lumens
TEMPERATURA DE COR	2200K
POTÊNCIA	4W
BASE	E27



C35 Vela
Ref: L001

FLUXO LUMINOSO	400 lumens
TEMPERATURA DE COR	2200K
POTÊNCIA	4W
BASE	E14

SOQUETES



E27 REF: S0001
Ref:S0001



GU10
Ref:S0002



ÚLTIMA OPORTUNIDADE


APROVEITE OS ITENS QUE ESTÃO SAINDO DE LINHA COM PREÇOS ESPECIAIS.*

*somente enquanto durarem os estoques.

ÚLTIMA
CHANCE

SOMENTE ENQUANTO DURAREM OS ESTOQUES

LINHA ORBIS



SL-0535/H1 CLE
Ref: 1208



SL-0535/H1 AMB
Ref: 1209

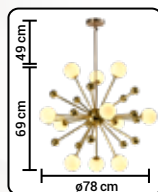
SOQUETE	E27
QUANTIDADE DE LÂMPADAS	1
MATERIAL	Metal e vidro



LINHA CALLAS



SOMENTE ENQUANTO DURAREM OS ESTOQUES
ÚLTIMA CHANCE

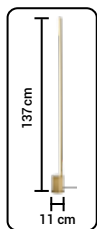


SL-0536/H11 COPPERY
 Ref: 1211

SL-0536/H11 GOLD
 Ref: 1210

SOQUETE	G9
QUANTIDADE DE LÂMPADAS	11
MATERIAL	Metal e vidro





SL-5955/F1 BK
Ref: 1144



SL-5955/F1 GD
Ref: 1143

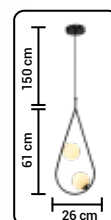
FLUXO LUMINOSO	2420 lumens
TEMPERATURA DE COR	3000K
POTÊNCIA	22W
MATERIAL	Aço inox e Silicone



LINHA LED TÓQUIO



SOMENTE ENQUANTO DURAREM OS ESTOQUES
ÚLTIMA CHANCE



SL-5900/H2 GD
Ref:1029

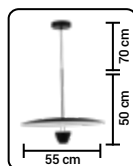


SL-5900/H2 BK
Ref: 1028

SOQUETE	G9
QUANTIDADE DE LÂMPADAS	2
MATERIAL	Metal e vidro

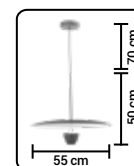


LINHA LED ARTEMIS



SL-5823L/H1 BK
Ref:0989

FLUXO LUMINOSO	840 lumens
TEMPERATURA DE COR	3000K
POTÊNCIA	12W
MATERIAL	Metal



SL-5823L/H1 GRAY
Ref:0991

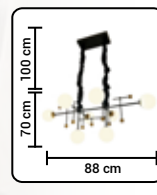
FLUXO LUMINOSO	840 lumens
TEMPERATURA DE COR	3000K
POTÊNCIA	12W
MATERIAL	Metal



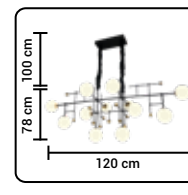
LINHA HONG KONG



ÚLTIMA CHANCE
SOMENTE ENQUANTO DURAREM OS ESTOQUES



SL-5957/H8 BK
Ref: 1119

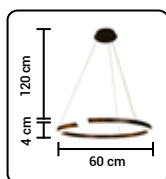


SL-5957/H12 BK
Ref: 1120

	SL-5957 H8 BK	SL-5957 H12 BK
SOQUETE	G9	G9
QUANTIDADE DE LÂMPADAS	8	12
MATERIAL	Metal e vidro	Metal e vidro



◇ MODERNO E SOFISTICADO ◇



-  **SL-5960/H1 COFFEE+GD**
Ref:1135
-  **SL-5960/H1 BRUSS+GD**
Ref:1136

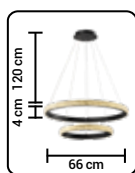
FLUXO LUMINOSO	3960 lumens
TEMPERATURA DE COR	3000K
POTÊNCIA	36W
MATERIAL	Alumínio e Acrílico

LINHA LED HANOVER



LINHA LED ANILLA

SOMENTE ENQUANTO DURAREM OS ESTOQUES
ÚLTIMA CHANCE



SL-5953/H2 SAND+BK
Ref:1124

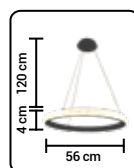
SL-5953/H2 SAND+WH
Ref:1122

FLUXO LUMINOSO	6300 lumens
TEMPERATURA DE COR	3000K
POTÊNCIA	63W
MATERIAL	Alumínio e acrílico





LINHA LED ANILLA



SL-5953/H1 SAND+BK
Ref:1123


SL-5953/H1 SAND+WH
Ref:1121

FLUXO LUMINOSO	3300 lumens
TEMPERATURA DE COR	3000K
POTÊNCIA	33W
MATERIAL	Alumínio e acrílico



LINHA FORTUNA

◇ COM TRÊS OPÇÕES DE CABO: COM 85CM, 55CM OU 30CM.
USE APENAS LÂMPADA LED ◇

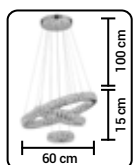



SL-5836/H17 BRONZE
Ref: 0955

SOQUETE	G9
QUANTIDADE DE LÂMPADAS	17
MATERIAL	Metal e vidro

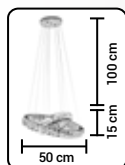


◇ FLEXIBILIDADE: POSSIBILIDADE DE DIVERSAS FORMAÇÕES ◇



SL-6674/H3
Ref: 0802

FLUXO LUMINOSO	10230 lumens
TEMPERATURA DE COR	4000K
POTÊNCIA	93W
MATERIAL	Metal e cristal



SL-6674/H2
Ref: 0712

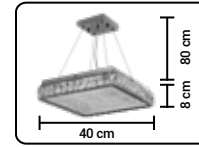
FLUXO LUMINOSO	5940 lumens
TEMPERATURA DE COR	4000K
POTÊNCIA	54W
MATERIAL	Metal e cristal



LINHA LED ALLIANCE

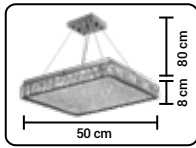


SOMENTE ENQUANTO DURAREM OS ESTOQUES
ÚLTIMA CHANCE



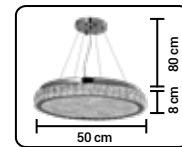
SL-5704S/H1
Ref: 0817

FLUXO LUMINOSO	4840 lumens
TEMPERATURA DE COR	4000K
POTÊNCIA	44W
MATERIAL	Metal, vidro e cristal



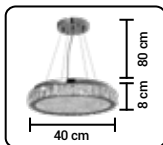
SL-5704M/H1
Ref: 0816

FLUXO LUMINOSO	6600 lumens
TEMPERATURA DE COR	4000K
POTÊNCIA	60W
MATERIAL	Metal, vidro e cristal



SL-5703M/H1
Ref: 0813

FLUXO LUMINOSO	6270 lumens
TEMPERATURA DE COR	4000K
POTÊNCIA	57W
MATERIAL	Metal, vidro e cristal

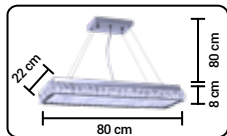


SL-5703S/H1
Ref: 0814

FLUXO LUMINOSO	4950 lumens
TEMPERATURA DE COR	4000K
POTÊNCIA	45W
MATERIAL	Metal, vidro e cristal

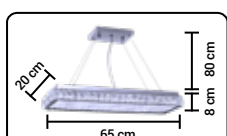

SOMENTE ENQUANTO DURAREM OS ESTOQUES

ÚLTIMA CHANCE



SL-5705M/H1
Ref: 0818

FLUXO LUMINOSO	5280 lumens
TEMPERATURA DE COR	4000K
POTÊNCIA	48W
MATERIAL	Metal, vidro e cristal



SL-5705S/H1
Ref: 0819

FLUXO LUMINOSO	3960 lumens
TEMPERATURA DE COR	4000K
POTÊNCIA	36W
MATERIAL	Metal, vidro e cristal

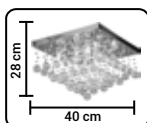
LINHA AMEERAH

LINHA CASCATA




SL-93128S/C4 CHP
Ref: 0608

SOQUETE	G9
QUANTIDADE DE LÂMPADAS	4
MATERIAL	Metal, aço e cristal



SL-93128L/C6 CHP
Ref: 0609


SOQUETE	G9
QUANTIDADE DE LÂMPADAS	6
MATERIAL	Metal, aço e cristal



SL-93128XL/C8 CHP
Ref: 0610


SOQUETE	G9
QUANTIDADE DE LÂMPADAS	8
MATERIAL	Metal, aço e cristal





SL-93128XL/C8
Ref: 0604

SOQUETE G9
QUANTIDADE DE LÂMPADAS 8
MATERIAL Metal, aço e cristal



SL-93128L/C6
Ref: 0603

SOQUETE G9
QUANTIDADE DE LÂMPADAS 6
MATERIAL Metal, aço e cristal



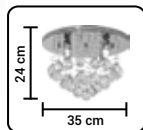
SL-93128S/C4
Ref: 0602

SOQUETE G9
QUANTIDADE DE LÂMPADAS 4
MATERIAL Metal, aço e cristal

LINHA CASCATA




LINHA CASCATA




SL-93127S/C4 CHP
Ref: 0605

SOQUETE G9
QUANTIDADE DE LÂMPADAS 4
MATERIAL Metal e cristal



SL-93127L/C6 CHP
Ref: 0606


SOQUETE G9
QUANTIDADE DE LÂMPADAS 6
MATERIAL Metal e cristal



SL-93127XL/C8 CHP
Ref: 0607


SOQUETE G9
QUANTIDADE DE LÂMPADAS 8
MATERIAL Metal e cristal





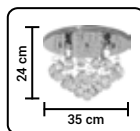
SL-93127XL/C8
Ref: 0601

SOQUETE G9
 QUANTIDADE DE LÂMPADAS 8
 MATERIAL Metal e cristal



SL-93127L/C6
Ref: 0600

SOQUETE G9
 QUANTIDADE DE LÂMPADAS 6
 MATERIAL Metal e cristal



SL-93127S/C4
Ref: 0599

SOQUETE G9
 QUANTIDADE DE LÂMPADAS 4
 MATERIAL Metal e cristal

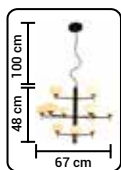
LINHA CASCATA



LINHA HARPIA

SOMENTE ENQUANTO DURAREM OS ESTOQUES
ÚLTIMA CHANCE

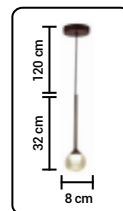

◇ COM CABO REGULÁVEL ◇



SL-5934/ H12 BK+COPPERY
Ref:1134

SOQUETE	G9
QUANTIDADE DE LÂMPADAS	12
MATERIAL	Metal e vidro





SL-5956/H1 COFFEE
Ref:1112

SL-5956/H1 BK
Ref:1113

FLUXO LUMINOSO	350 lumens
TEMPERATURA DE COR	3000K
POTÊNCIA	5W
MATERIAL	Acrílico e metal

LINHA LED DÉLI



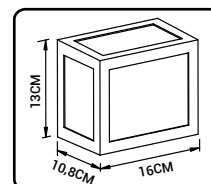
ARANDELA NEW



O-0661/12 PT 6500K
Ref: T038



O-0661/12 BC 6500K
Ref: T039



FLUXO LUMINOSO	840 lumens
TEMPERATURA DE COR	6500K
ÂNGULO DE ABERTURA	140°
POTÊNCIA	12W
CORRENTE ELÉTRICA	230mA
GRAU DE PROTEÇÃO	IP65
EFICIÊNCIA LUMINOSA	70lm/W
MATERIAL	ABS

PLAFON LED LOOP




LY-8752M TR+BC
Ref: 1165

LY-8752L TR+BC
Ref: 1168

LY-8752L TR+CZ
Ref: 1167

LY-8752M TR + CZ
Ref: 1166

LY-8752M TR+BC / LY-8752M TR + CZ



LY-8752L TR+CZ / LY-8752L TR+BC

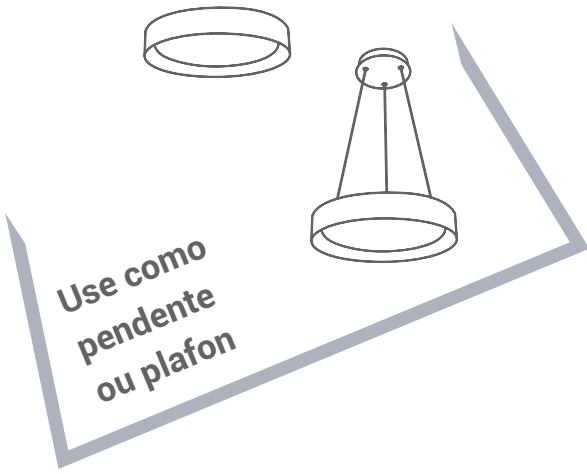


FLUXO LUMINOSO	1920 lumens			3840 lumens		
TEMPERATURA DE COR	3000K	4000K	6000K	3000K	4000K	6000K
POTÊNCIA	24W	48W	24W	48W	96W	48W
CORRENTE ELÉTRICA	310mA			620mA		



PLAFON/PENDENTE LED ESME

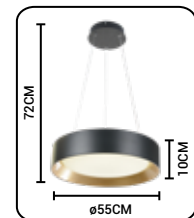




LY-8802L BC+DR
Ref: 1154



LY-8802L PT+DR
Ref: 1153



FLUXO LUMINOSO	3840 lumens		
TEMPERATURA DE COR	3000K	4000K	6000K
POTÊNCIA	48W	96W	48W
CORRENTE ELÉTRICA	620mA		

PLAFON/PENDENTE LED ESME



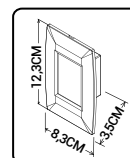
BURLE

SOMENTE ENQUANTO DURAREM OS ESTOQUES
ÚLTIMA CHANCE



O-2650/2 BC 3000K
Ref: T044

O-2650/2 BC 3000K



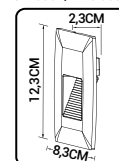
FLUXO LUMINOSO	70 lumens
TEMPERATURA DE COR	3000K
ÂNGULO DE ABERTURA	30°
POTÊNCIA	2W
CORRENTE ELÉTRICA	30-40mA
GRAU DE PROTEÇÃO	IP65
EFICIÊNCIA LUMINOSA	35lm/W
MATERIAL	ABS

PASSI



O-2650B/2 BC 3000K
Ref: T045

O-2650B/2 BC 3000K



FLUXO LUMINOSO	70 lumens
TEMPERATURA DE COR	3000K
ÂNGULO DE ABERTURA	30°
POTÊNCIA	2W
CORRENTE ELÉTRICA	30-40mA
GRAU DE PROTEÇÃO	IP65
EFICIÊNCIA LUMINOSA	35lm/W
MATERIAL	ABS

BARDI

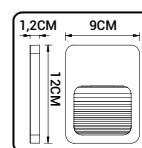


O-1114/3 BC 3000K
Ref: T047

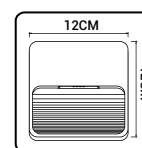


O-1112/2 BC 3000K
Ref: T046

O-1112/2 BC 3000K



O-1114/3 BC 3000K



FLUXO LUMINOSO	70 lumens	70 lumens
TEMPERATURA DE COR	3000K	3000K
ÂNGULO DE ABERTURA	75°	20°
POTÊNCIA	2W	3W
CORRENTE ELÉTRICA	20mA	40mA
GRAU DE PROTEÇÃO	IP65	IP65
EFICIÊNCIA LUMINOSA	35lm/W	35lm/W
MATERIAL	ABS	ABS

PLAFON LED DENVER

LY-8736L PT+PT
Ref: 1173




LY-8736L CZ+CZ
Ref: 1174



LY-8736M CZ+CZ
Ref: 1172



LY-8736M PT+PT / LY-8736M CZ+CZ LY-8736L CZ+CZ / LY-8736L PT+PT

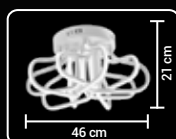


FLUXO LUMINOSO	1920 lumens			3840 lumens		
TEMPERATURA DE COR	3000K	4000K	6000K	3000K	4000K	6000K
POTÊNCIA	24W	48W	24W	48W	96W	48W
CORRENTE ELÉTRICA	310mA			620mA		



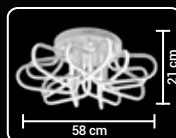
LINHA LED VIZZION

SOMENTE ENQUANTO DURAREM OS ESTOQUES
ÚLTIMA CHANCE



SL-5747/ C10 4K	SL-5747/C10 3K
Ref:0864	Ref:1009


FLUXO LUMINOSO	12100 lumens	12100 lumens
TEMPERATURA DE COR	4000K	3000K
POTÊNCIA	110W	110W
MATERIAL	Alumínio e acrílico	Alumínio e acrílico



SL-5747/C14 4K	SL-5747/C14 3K
Ref:0865	Ref:1010


FLUXO LUMINOSO	19250 lumens	19250 lumens
TEMPERATURA DE COR	4000K	3000K
POTÊNCIA	175W	175W
MATERIAL	Alumínio e acrílico	Alumínio e acrílico

SOMENTE ENQUANTO DURAREM OS ESTOQUES
ÚLTIMA CHANCE



SL-94743L/C6 CHP
Ref. 0594

SOQUETE G9
QUANTIDADE DE LÂMPADAS 6
MATERIAL Metal e cristal



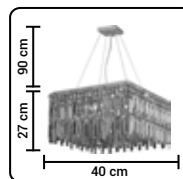
SL-94743S/C4 CHP
Ref. 0595

SOQUETE G9
QUANTIDADE DE LÂMPADAS 4
MATERIAL Metal e cristal

LINHA PIOGGIA




LINHA AMSTERDÃ



SL-5647/H6 CHP
Ref: 0652

SL-5647/H6 TR
Ref: 0647

SOQUETE	G9
QUANTIDADE DE LÂMPADAS	6
MATERIAL	Metal e cristal



SL-5647/H10 CHP
Ref: 0650

SL-5647/H10 TR
Ref: 0645

SOQUETE	G9
QUANTIDADE DE LÂMPADAS	10
MATERIAL	Metal e cristal



ACESSE NOSSOSITE

Escaneie o QR Code e
saiba mais sobre os
nossos produtos.



Siga as nossas redes sociais:



/hevyiluminacao/



@hevyiluminacao